

Studies of galactic masers in RadioAstron space VLBI mission

A.M. Sobolev

Ural Federal University, Ekaterinburg, Russia

A.V. Alakoz, N.N. Shakhvorostova *(ASC LPI),*

J.M. Moran *(CfA), H.Imai* *(U.Kagoshima),*

M.D. Gray *(U.Manchester)*

& RadioAstron maser team

TEAM

A.Alakoz , T.An, Y.Asaki, **W.Baan**,

A.Bartkiewicz, F.Colomer, S.Ellingsen, M.Gaylard,

J.-F.Gomez, M.Gray, C.Henkel, **H.Imai**, S.Kalenskii,

V.Kostenko, **S.Kurtz**, E.Lekht, **I.Litovchenko**,

L.Matveyenko, J.McCallum, K.Menten, J.Moran,

S.Parfenov, A.M.S.Richards, R.Rizzo, G.Rudnitskij,

V.Samodourov, **N.Shakhvorostova**, V.Strelnitski,

A.Sobolev, **A.Tolmachev**, H. van Langevelde,

M.Voronkov

Related papers:

- ★ **A.M.Sobolev, J.M.Moran, M.D.Gray et al.
2018ApJ...856...60S**

Sun-sized Water Vapor Masers in Cepheus A

- ★ **A.M.Sobolev, N.N.Shakhvorostova, A.V.Alakoz,
W.A.Baan 2018IAUS...336...417S**

RadioAstron space-VLBI project: studies of masers in star forming regions of our Galaxy and megamasers in external galaxies

- ★ **N.N.Shakhvorostova, A.V.Alakoz, A.M.Sobolev
2018IAUS...336...447S**

Brightness temperatures of galactic masers observed in the RadioAstron project

Related posters:

- ★ **N.N.Shakhvorostova, A.M.Sobolev , A.V.Alakoz & RA maser team**

“Ultra-compact structures in galactic masers observed in the RadioAstron project”

- ★ **Olga Bayandina & Maser Monitoring Organization (M20)**

“Bursting H₂O maser source G25.65+1.05: from single-dish to space VLBI”

Observations of Maser Sources in the Galaxy

with high angular resolution allow:

- ★ **Study star formation phenomena on the scales from a.u. (the Solar system) to ~ 15 kpc (the whole Galaxy)**
- ★ **Study mass loss phenomena in evolved stars**
- ★ **Locate new interesting objects**
- ★ **Study nature of these sources:**
 - ★ - study structure of the sources
 - ★ - study kinematics
 - ★ - determine physical parameters in the regions where masers are formed and their vicinity, including characteristics of magnetic fields and turbulence
- ★ **measure distances to the sources by direct method of trigonometric parallax**
- ★ **Study distribution of the sources in the Galaxy**
- ★ **et al.**

What can prevent making a step from
Milli- to Micro-arcsecond studies
using space VLBI?

★ Maser beaming

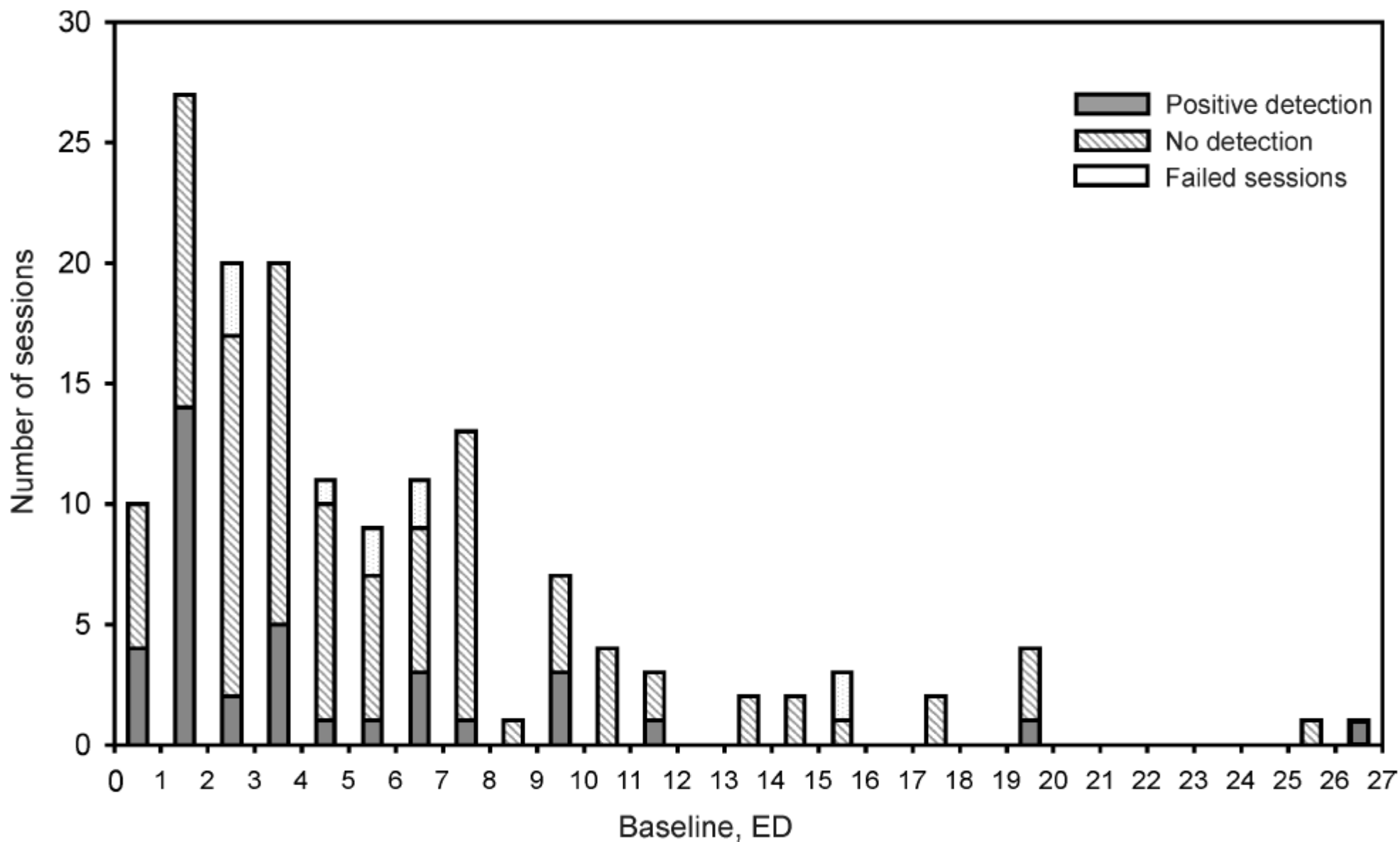
★ Scattering in the line-of-sight:
dithering and scintillation

★ Time variability and ultra-fine
structure of the source:
instabilities and turbulence

Masers with RadioAstron:

- OH @ 1665 & 1667 MHz
- H₂O @ 22235.08 MHz – several bands
(allow us to observe doppler-shifted Megamasers)
- SiO
- CH
- H₂CO
- CH₃OH
- NH₃
- HC₃N
- HCN

Statistics of detections



Summary of RadioAstron unsuccessful observations of evolved stars in the Galaxy

Source name	Line	Number of sessions	Projected baselines (approx. ED range)	Note
S Persei	H ₂ O (22 GHz)	7	2,3,4,7,10,20	1 session RA form. error
VY CMa	H ₂ O (22 GHz)	7	3,4,5,7,10	
VY CMa	OH (1.665/1.667 GHz)	3	2.5,5	
U Her	H ₂ O (22 GHz)	1	2.5	RA pointing error!
VX SGR	H ₂ O (22 GHz)	1	2.0	
NML Cyg	H ₂ O (22 GHz)	1	1.7	

Masers in Star-Forming Regions

Galactic water masers

Source	Molecule	Baseline (ED)	Max Resolution (mas)
W3 Irs5	H ₂ O	2.5-2.8; 3.5; 3.9; 5.4; 6.0; 6.0-10.0	22
W49 N	H ₂ O	2.2-3.0; 4.5; 7.9; 9.4	23
W3 OH	H ₂ O	3.9	56
Cepheus A	H ₂ O	0.9-1.7; 1.1; 3.1-3.5	62
Orion KL	H ₂ O	1.9; 3.4	64
W51 M/S	H ₂ O	0.4-2.3; 1.3; 1.4-1.8; 1.7	95
G43.8-0.13	H ₂ O	1.2; 1.2	182

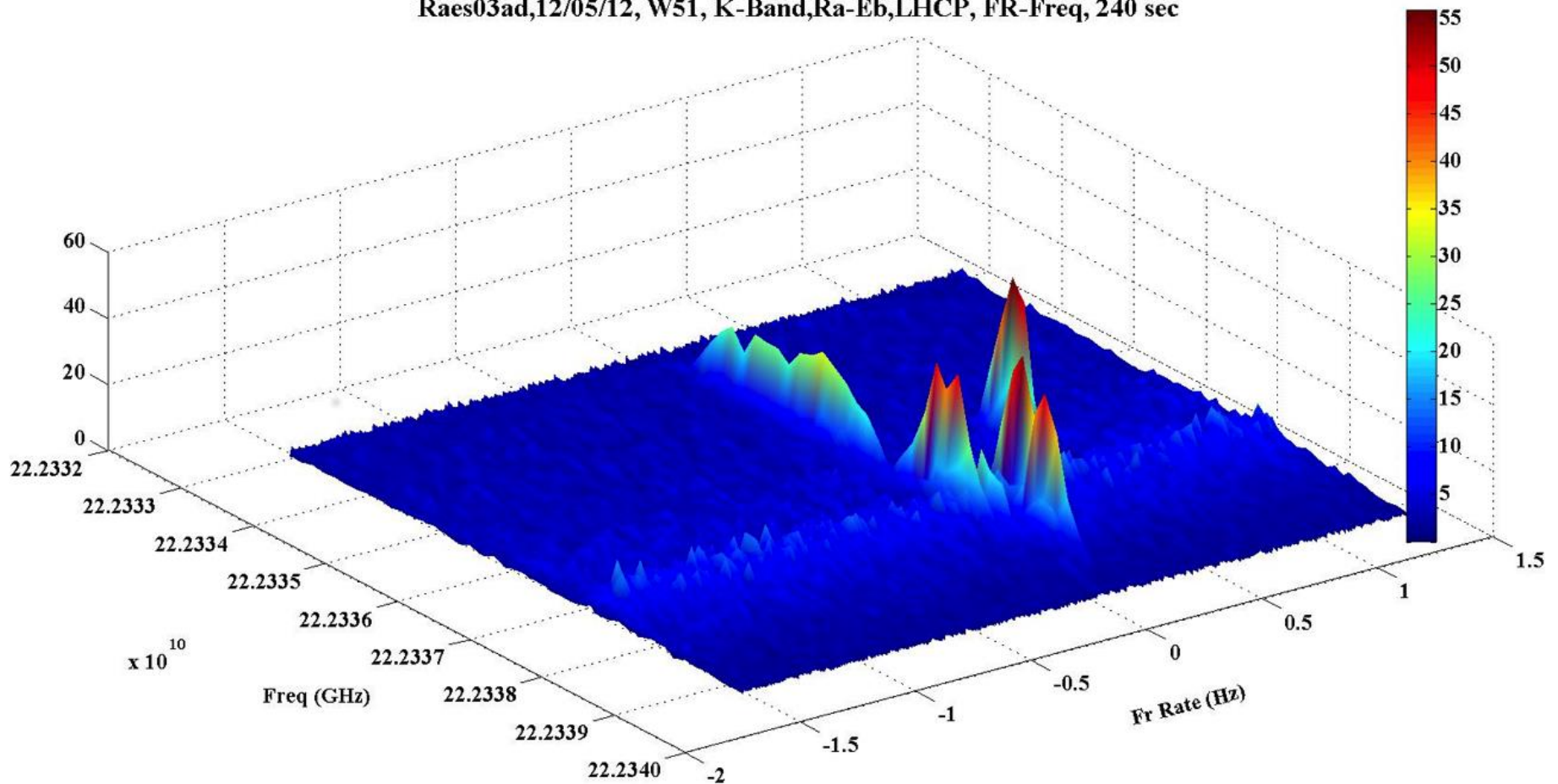
Galactic hydroxyl masers

Onsala 1	OH	0.2-0.7; 1.0-1.9	1540
W75 N	OH	0.1-0.3; 0.1-0.8	3660

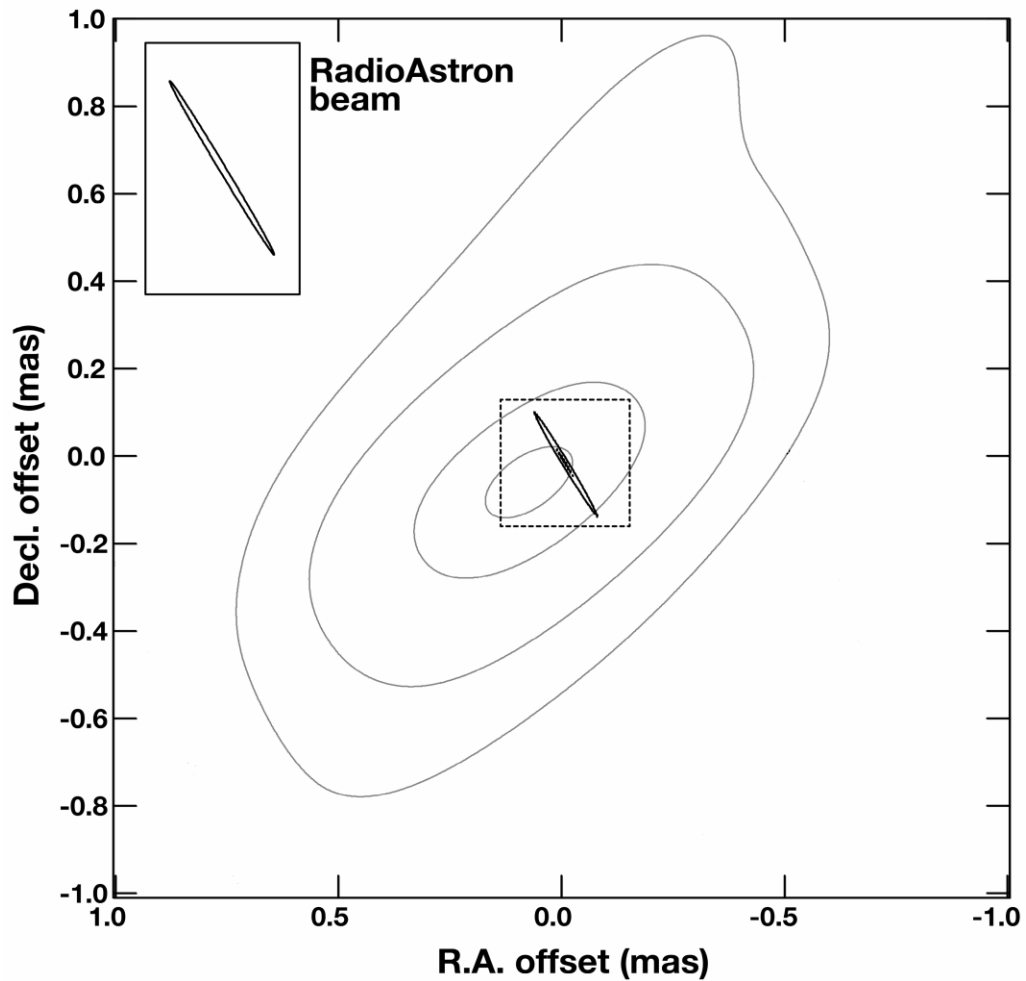
Galactic water masers

W51M , first fringes at 22GHz
(H₂O maser line RA-Eff, 1.14 Earth D.)
Now- fringes at 2 Earth D.

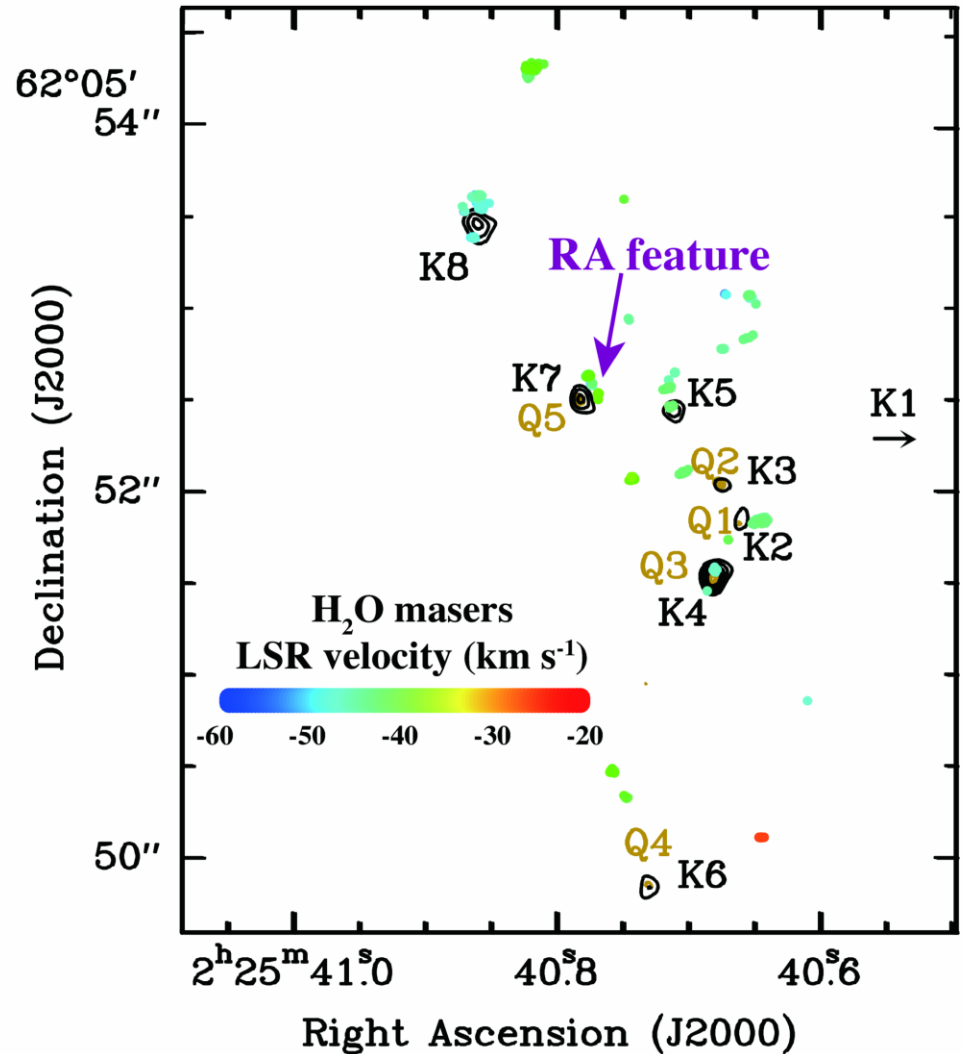
Raes03ad,12/05/12, W51, K-Band,Ra-Eb,LHCP, FR-Freq, 240 sec



W3IRS5, 22GHz, 5.4 Earth Diameters



Contour map with RA-GRT baselines: 0.2, 0.32 Jy/beam
Contour map with GRT baselines: 3, 5, 7, 7.6 Jy/beam



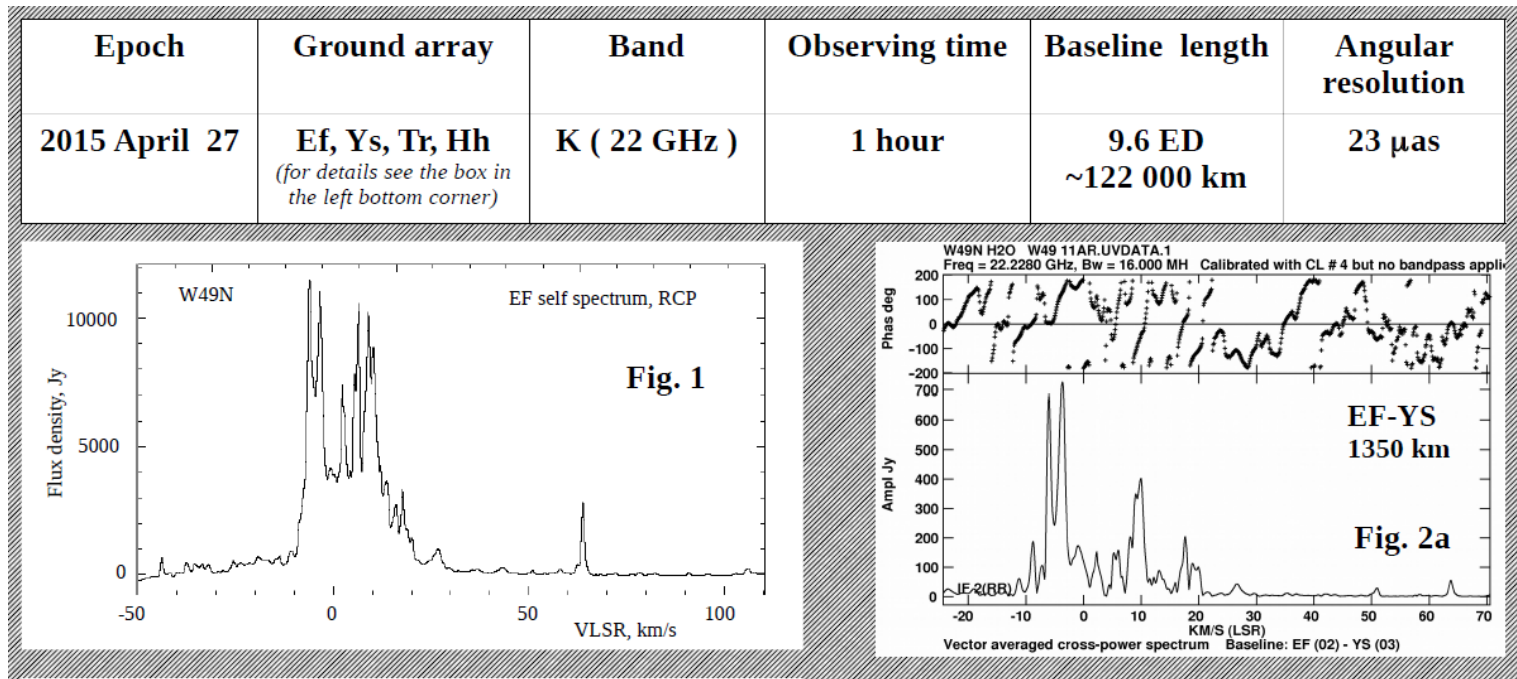
$$T_b = \frac{\pi}{2k} \frac{B^2 V_0}{\ln(V_0/V_q)} \quad T_{b,\min} = \frac{\pi e}{2k} B^2 V_q \approx 3.09 \left(\frac{B}{\text{km}}\right)^2 \left(\frac{V_q}{\text{mJy}}\right) [\text{K}].$$

DETECTION RESULTS

Source (Alias)	RA J2000 (h m s)	DEC J2000 (d m s)	Baselines on which the source was detected, Earth diameters (ED)	Max resolution (mas)	Max detected brightness temperature, K
W49 N	19 10 13.41	09 06 12.80	2.2-3.0; 4.5; 8.6; 9.6	23	1.4e+16
W3 Irs5	02 25 40.71	62 05 52.52	2.5-2.8; 3.5; 3.9; 5.4; 6.0	36	8.1e+15
W3 OH	02 27 04.84	61 52 24.61	3.9	56	7.1e+14
Ceph A	22 56 17.97	62 01 48.75	0.9-1.7; 1.1; 3.1-3.5	62	3.0e+14
Orion KL	05 35 14.13	-05 22 36.48	1.9; 3.4	64	6.0e+15
W51 M/S	19 23 43.87	14 30 29.45	0.4-2.3; 1.3; 1.4-1.8; 1.7	95	2.2e+14

**Poster by N.N.Shakhvorostova, A.M.Sobolev,
A.V.Alakoz & RA maser team**

W49N



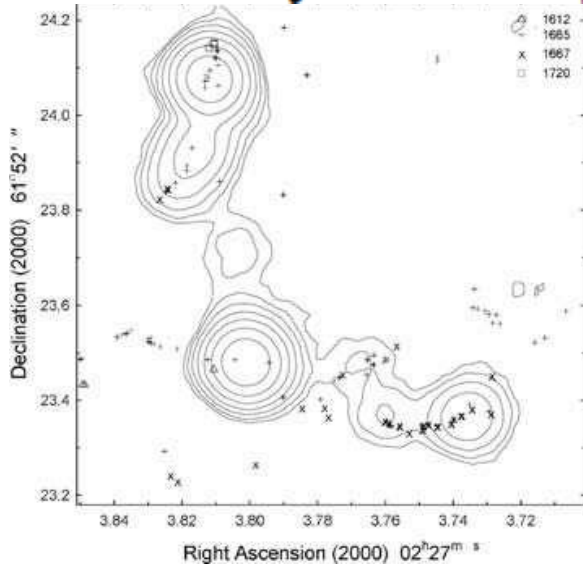
The brightest feature at the velocity $V_{\text{LSR}} \sim -6 \text{ km/s}$ is unresolved at space-ground baseline. The brightness temperature $T_b \sim 2.3e+15 \text{ K}$ with the size estimate equal to angular resolution $\sim 23 \mu\text{as}$. Correlated flux density at the space-ground baseline RadioAstron – Effelsberg is $\sim 12.6 \text{ Jy}$, what is $\sim 0.1\%$ of the single dish flux density.

Poster by N.N.Shakhvorostova, A.M.Sobolev, A.V.Alakoz & RA maser team

Mon. Not. R. Astron. Soc. 371, 1550–1558 (2006)

Discovery of large-scale methanol and hydroxyl maser filaments in W3(OH)

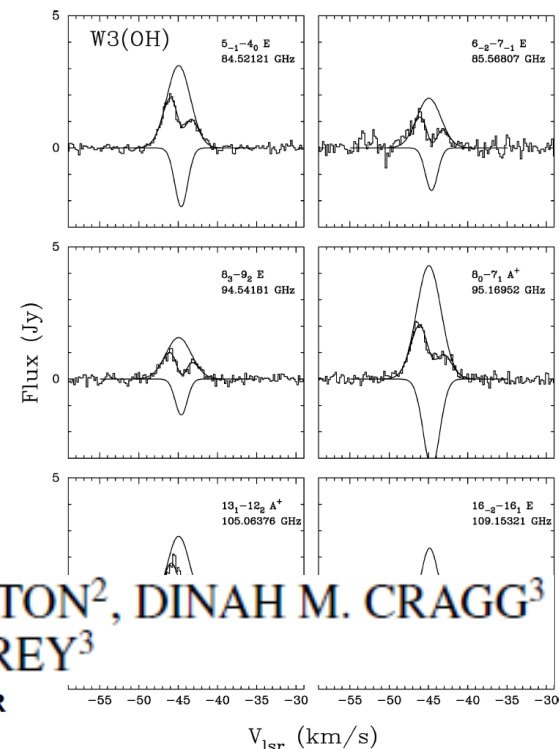
L. Harvey-Smith^{★†} and R. J. Cohen



ANDREI M. SOBOLEV¹, EDMUND C. SUTTON², DINAH M. CRAGG³
and PETER D. GODFREY³

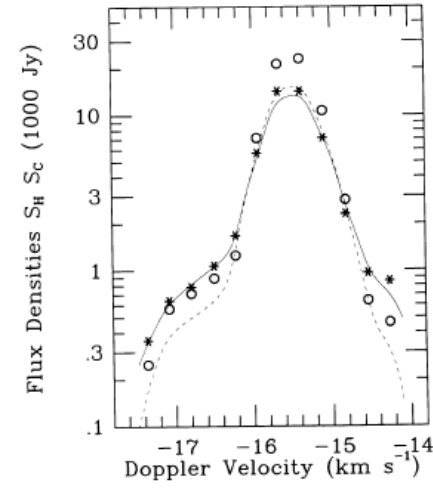
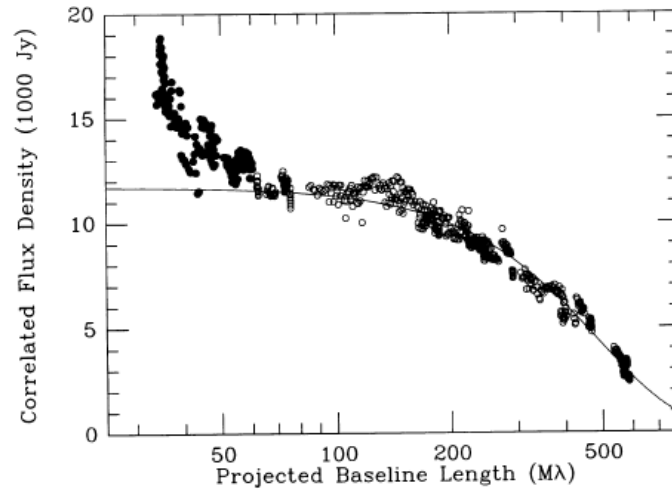
MODEL OF THE W3(OH) ENVIRONMENT BASED ON DATA FOR
BOTH MASER AND “QUASI-THERMAL” METHANOL LINES

Astrophysics and Space Science 295: 189–196, 2004.

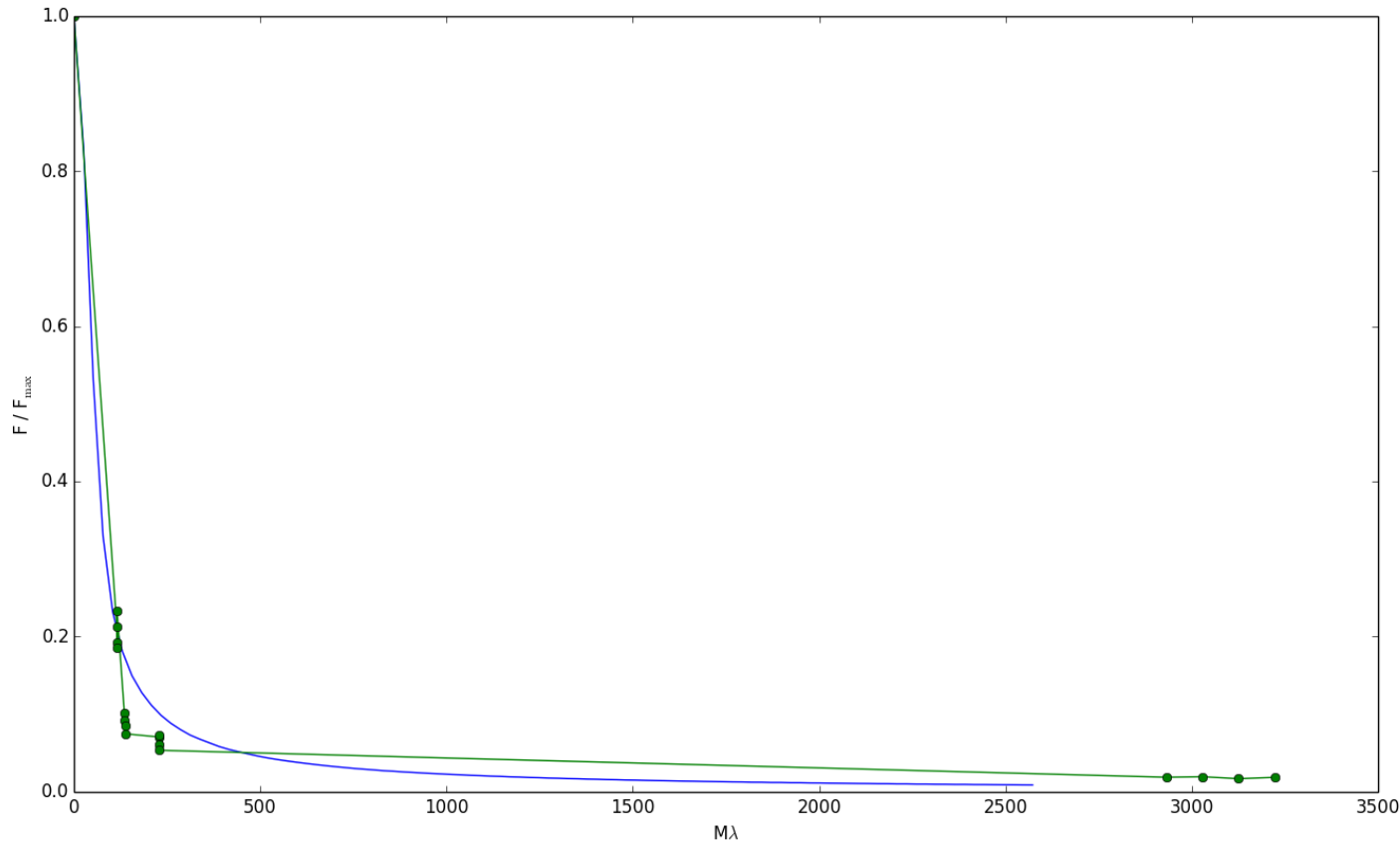


THE ASTROPHYSICAL JOURNAL, 431:L123–L126, 1994 August 20
SCATTERED HALOS AROUND H₂O MASERS

C. R. GWINN




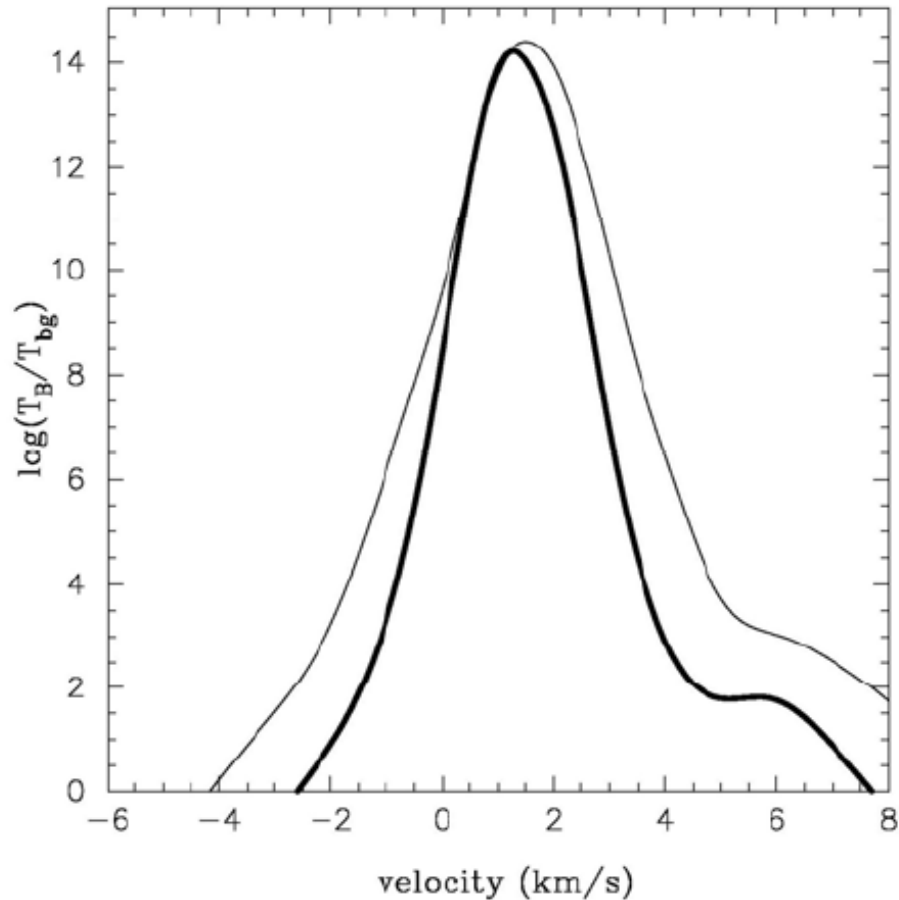
Change of the size due to saturation



Model of **W.D. Watson & H.W. Wyld (2003)**

Apparent Sizes and Spectral Line Profiles for Spherical and Disk Masers: Solutions to the Full Equations

Correlation paths in the turbulent medium

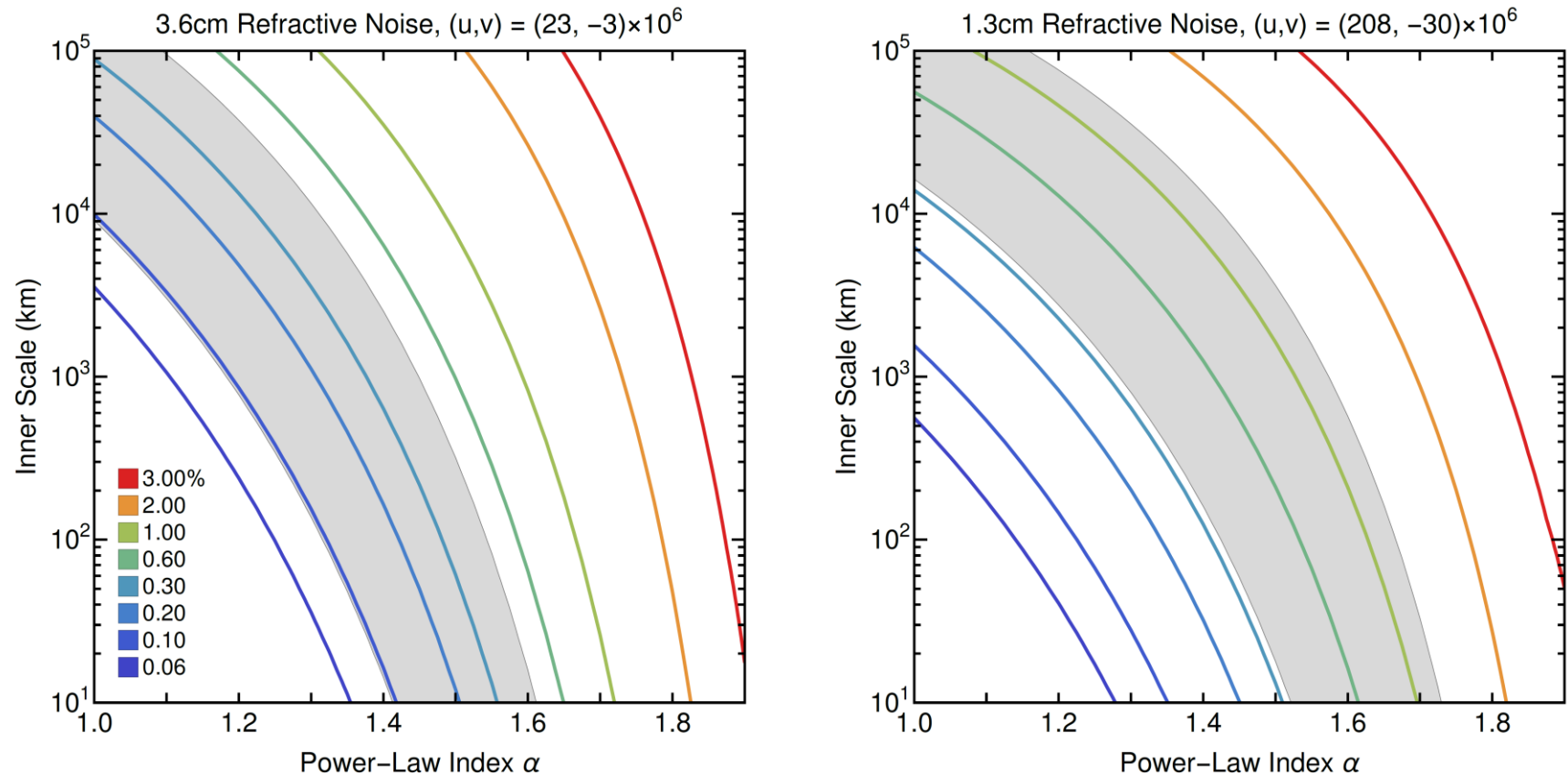


Model of the turbulent layer by

A.M.Sobolev, E.C.Sutton, W.D.Watson et al. (2008)

Sizes of Masing Parts of Massive Star Forming Regions

Scattering



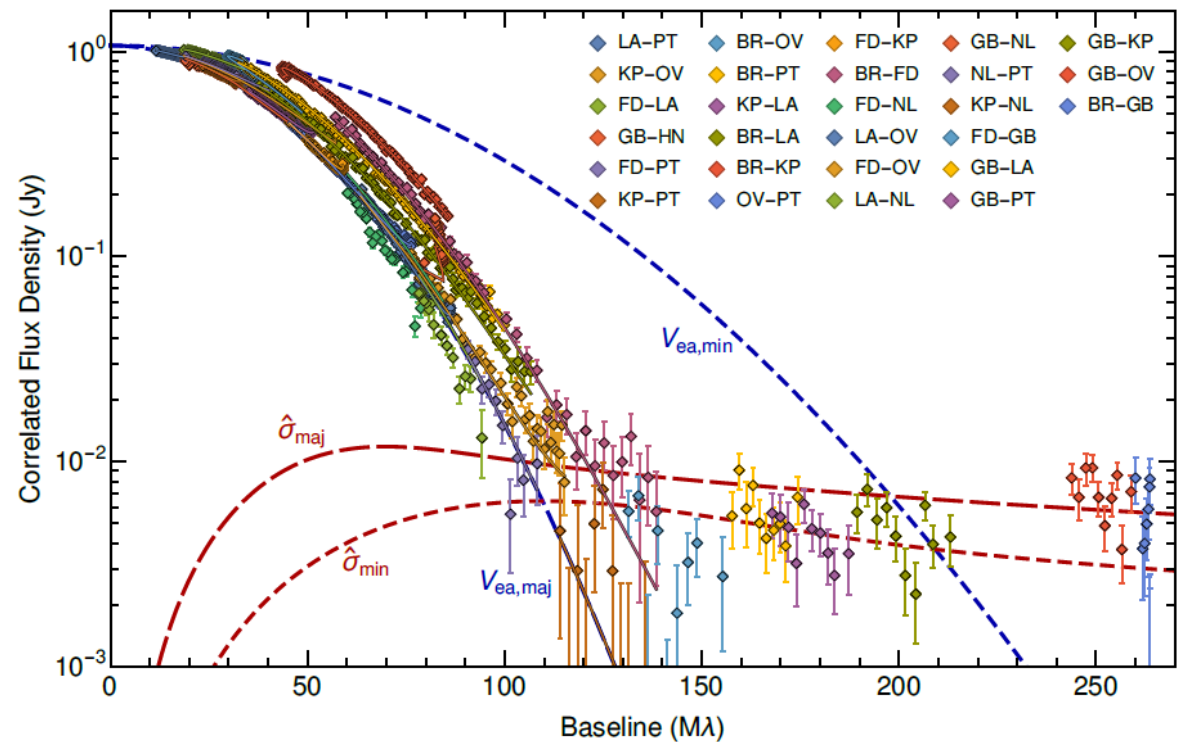
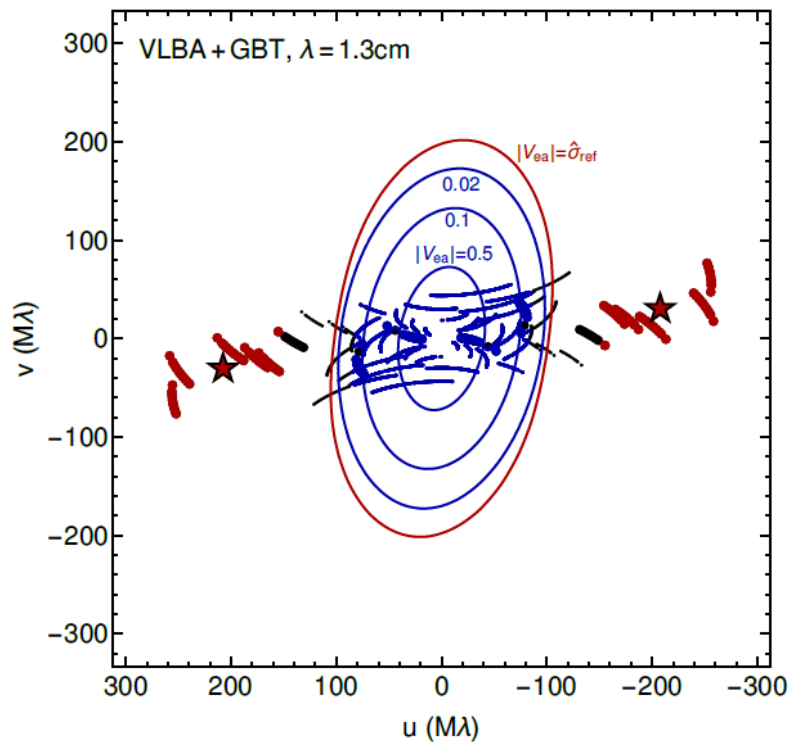
M.Johnson et al. (2018ApJ...865...104J)

The Scattering and Intrinsic Structure of Sagittarius A* at Radio Wavelengths

M.Johnson et al. (2018cosp...42E1629J)

Implications of Refractive Scintillation for Observations of Active Galactic Nuclei with RadioAstron

Scattering



M.Johnson et al. (2018ApJ...865...104J)

The Scattering and Intrinsic Structure of Sagittarius A* at Radio Wavelengths

M.Johnson et al. (2018cosp...42E1629J)

Implications of Refractive Scintillation for Observations of Active Galactic Nuclei with RadioAstron

Summary 1

(brightness temperatures and lost flux)

Space-ground interferometer proved working in the spectral regime :

More than 7 water maser sources (W51, W3IRS5, Cep A, W3(H₂O), W49N, etc.) were detected in the 22 GHz water maser line with projected baselines up to 9.6 Earth diameters.

2 OH maser sources (W75N and ON1) were detected with projected baselines 0.75 and 1.8 Earth diameters.

Model of the correlation paths in the turbulent medium and scattering have potential to account for the lost flux. Further studies are necessary to make solid conclusions on the nature of the lost flux.

Summary 2 (basic statements)

- ✓ Interstellar scattering (both on the way to the object and in the object itself) does not prevent observations of the bright galactic H₂O and OH masers with the space-ground interferometer. (see also VSOP observations of OH masers in G34.26 , W48, and Cep A)
 - future: study influence of the interstellar scattering (characteristic times, changes in positions and dithering radii, difference of scattering in different directions) and its role in the maser image formation.
- ✓ It has been shown that the maser spots with very small sizes are numerous, at least in Cep A, W51, W49N and W3IRS5 several maser features show up and contain very small spots each, spots of small sizes are connected to highly variable features showing strong velocity gradient
 - future: prove this statement for the other sources, mapping with RA, several epochs with VERA to establish stability of the source presence, follow up with ALMA to establish nature of associated sources: discs or turbulent eddies

Cep A water maser

Experiment code raes02q

Date: 18 Nov 12:00-12:40 UTC

Stations in experiment :Zelenchuk, Noto, Yebes

Space- earth projections : ~ 3.5 Earth diameters

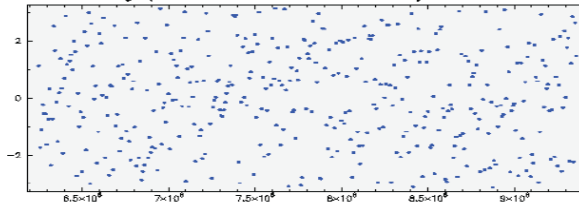
Data were correlated with DiFX corr.

Postcorrelation: PIMA

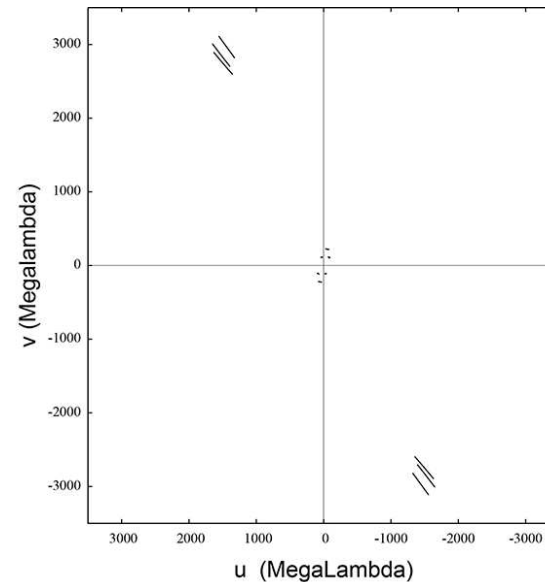
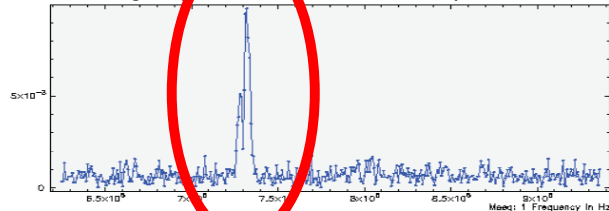
(<http://astrogeo.org/pima/>)

RA-Ys LCP cross sp. (uncal) ~ 3.5 Earth diameters

K-band fringe phase for CEP A_H2O at RADIO-AS/YEBES40M in RE02Q

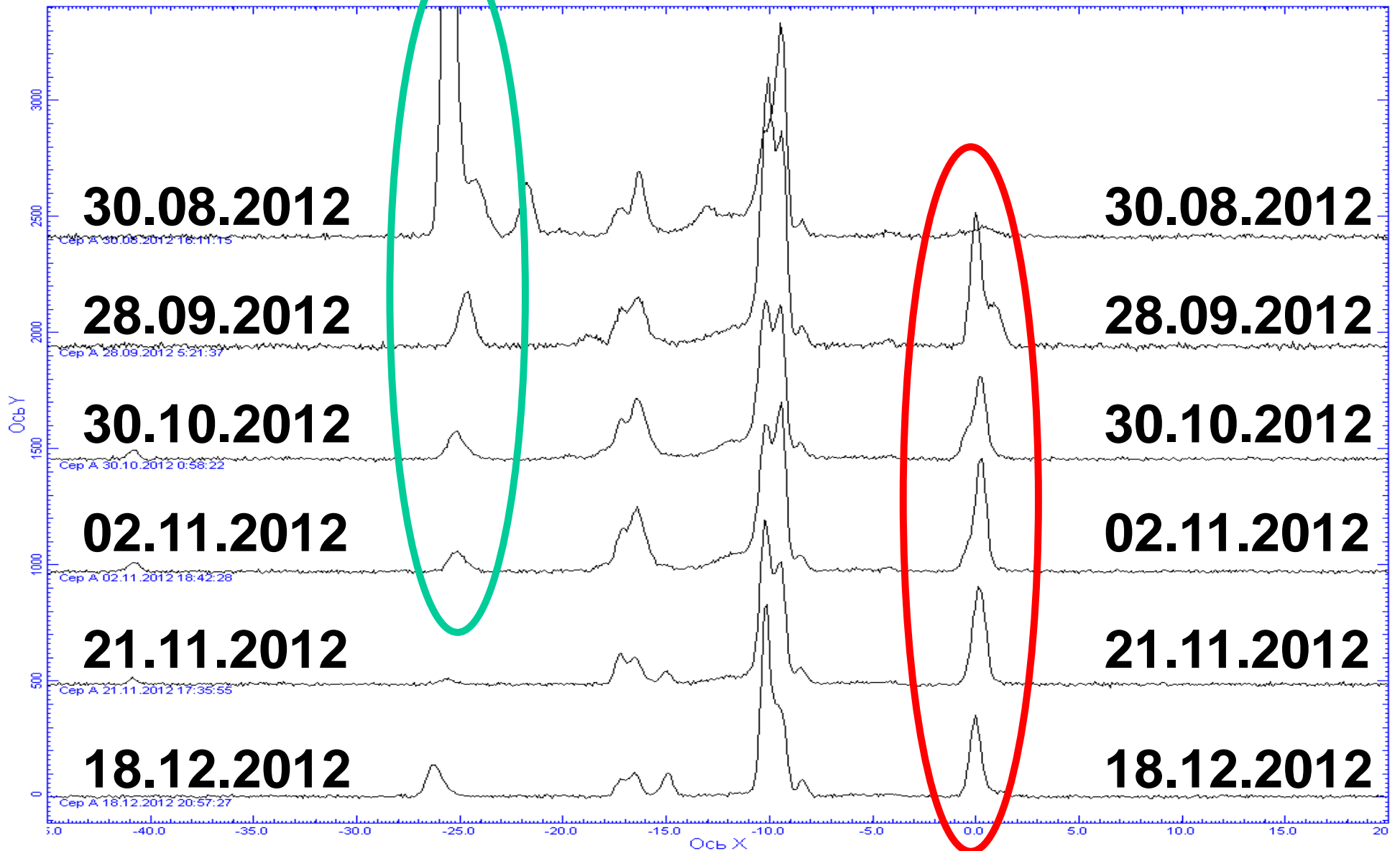


K-band fringe amplitude for CEP A_H2O at RADIO-AS/YEBES40M in RE02Q



Cepheus A

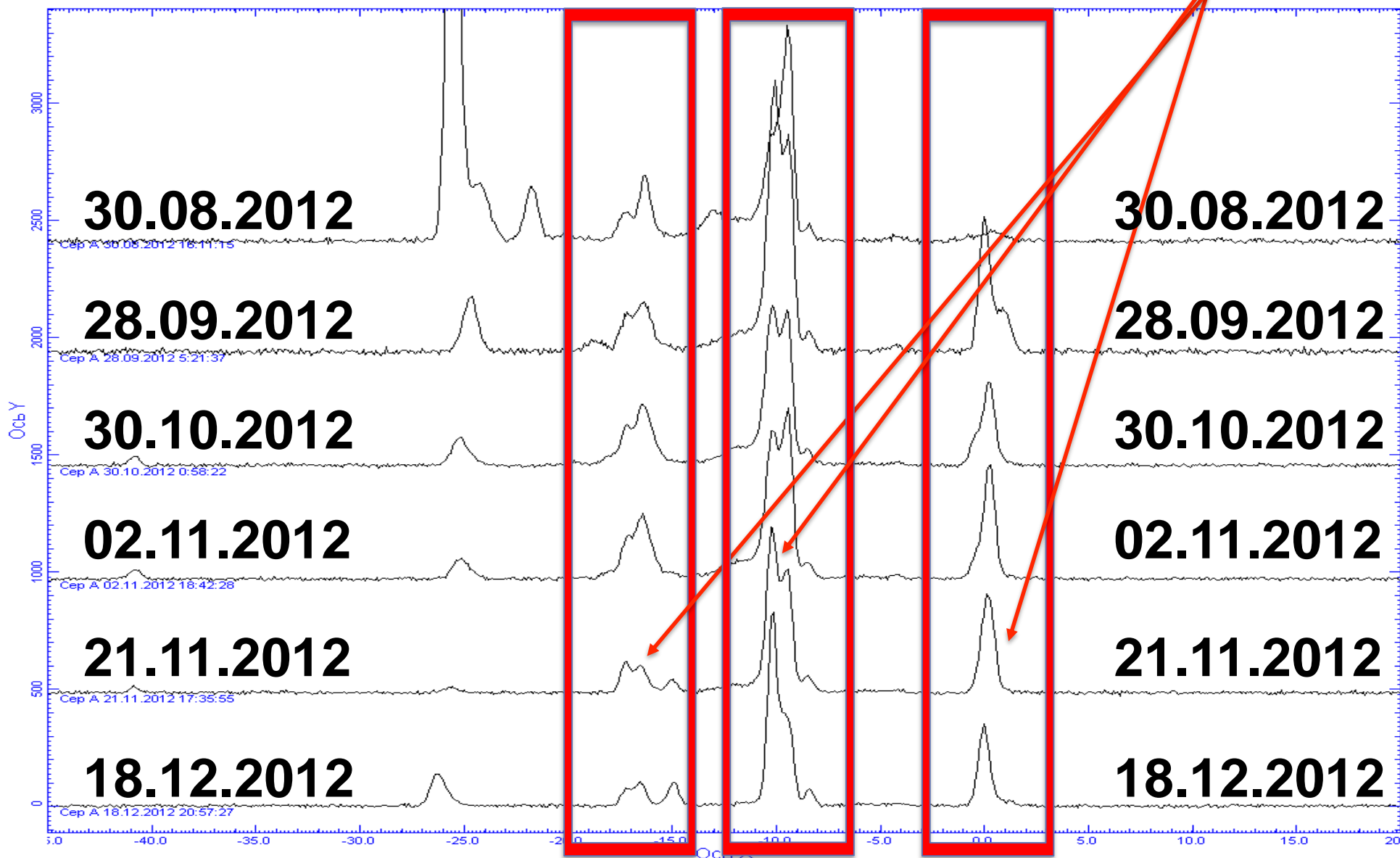
RA observations
18.11.2012

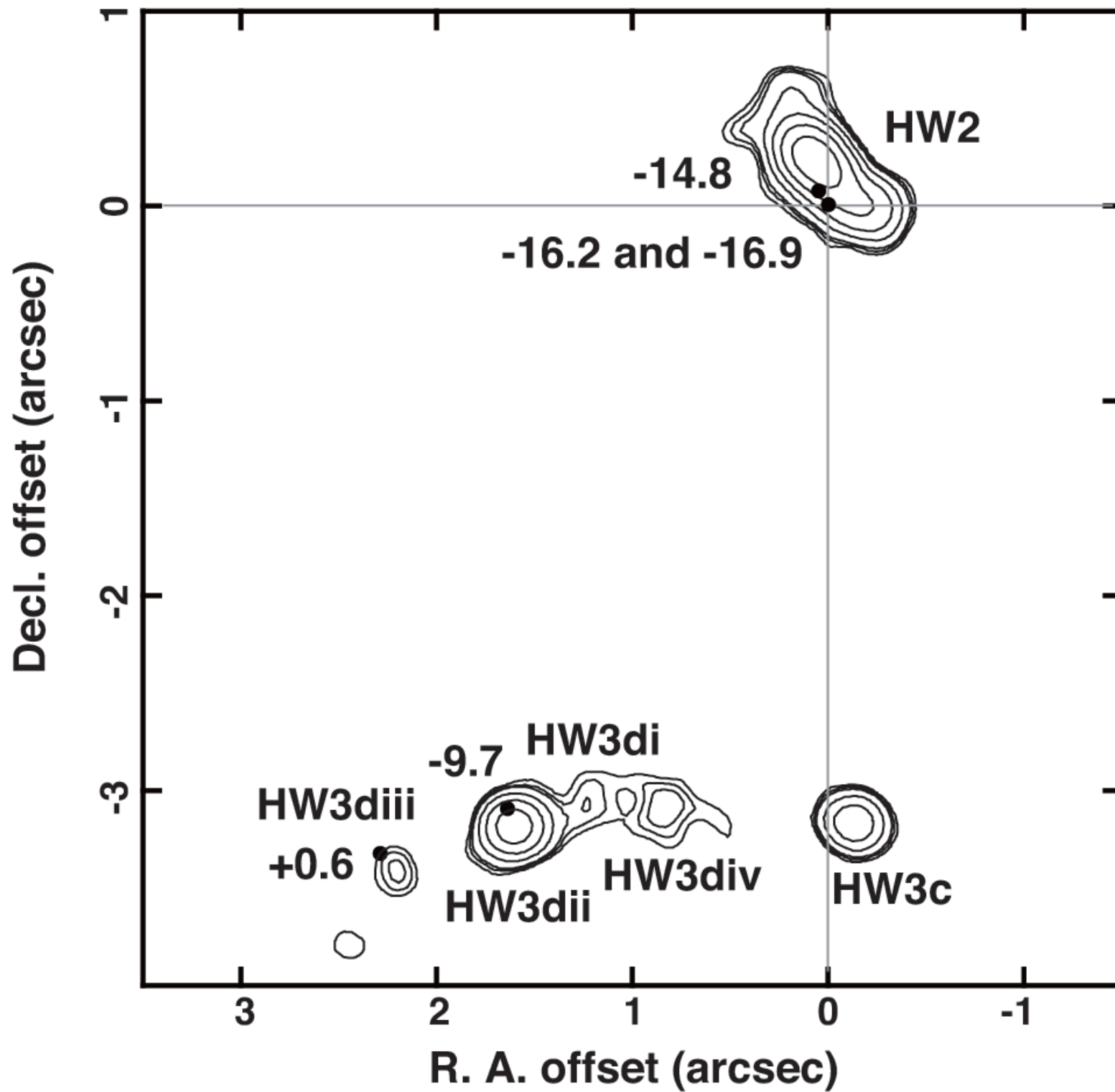


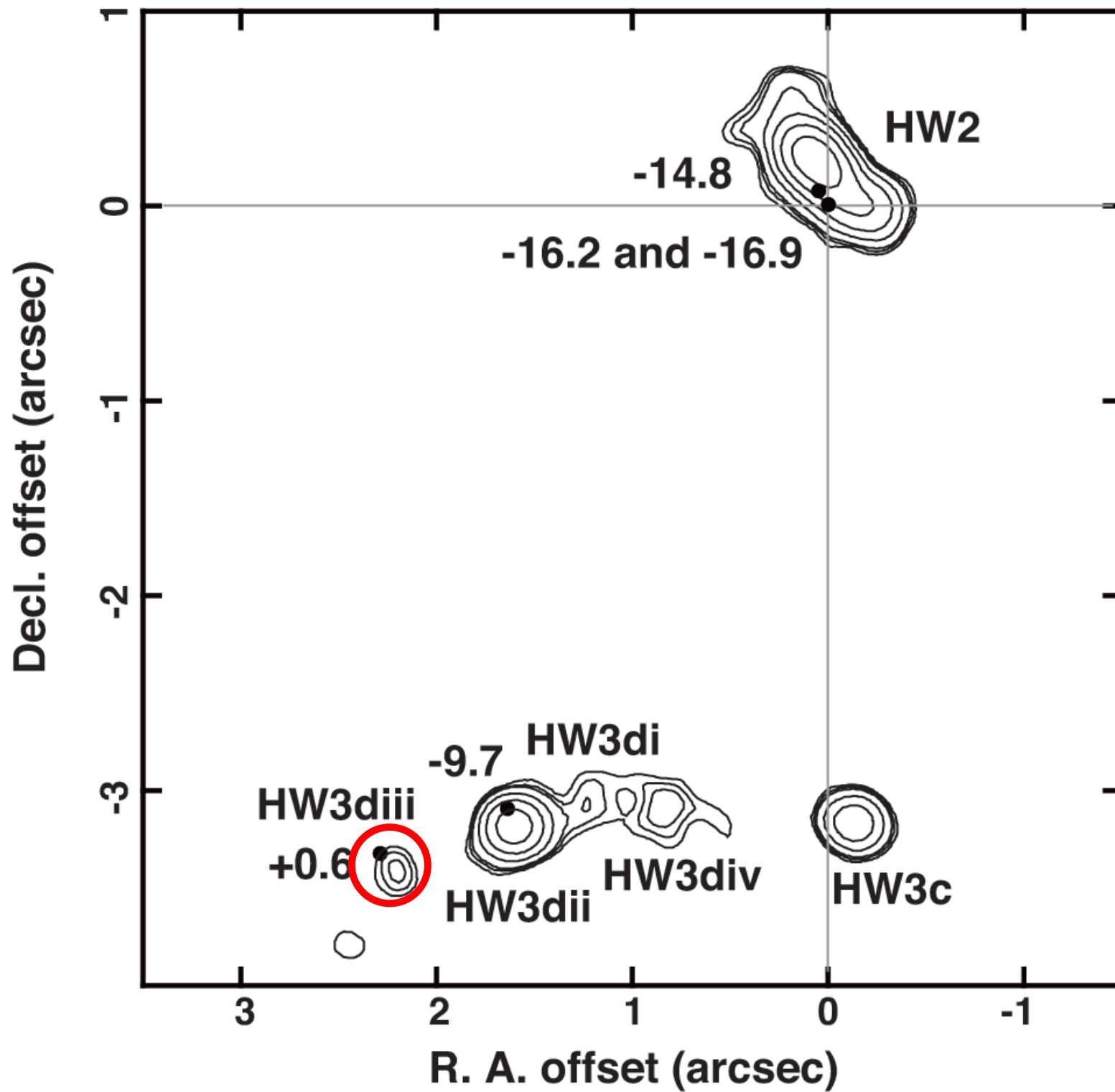
PRAO LPI
RT-22 monitoring

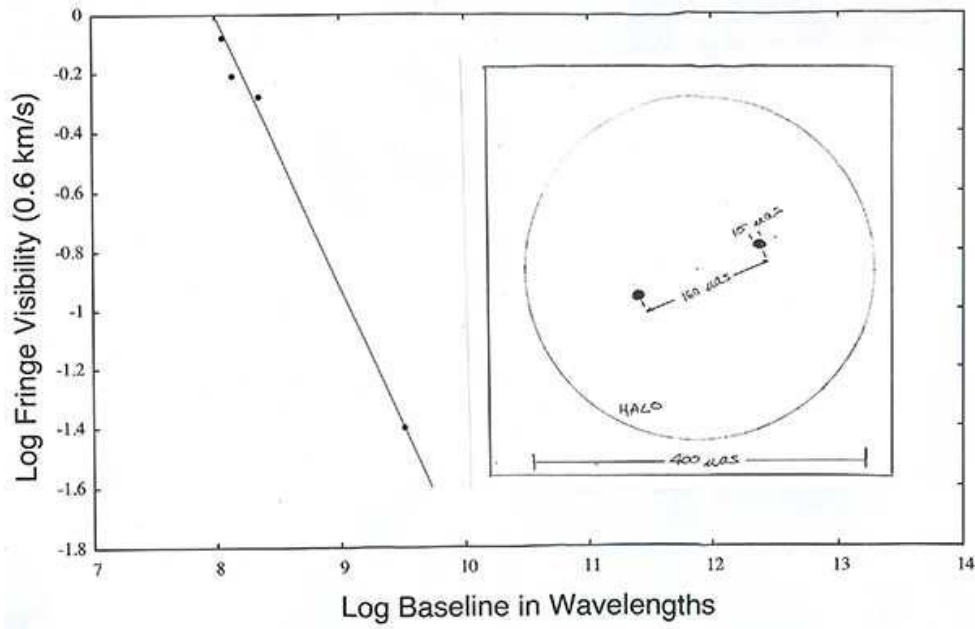
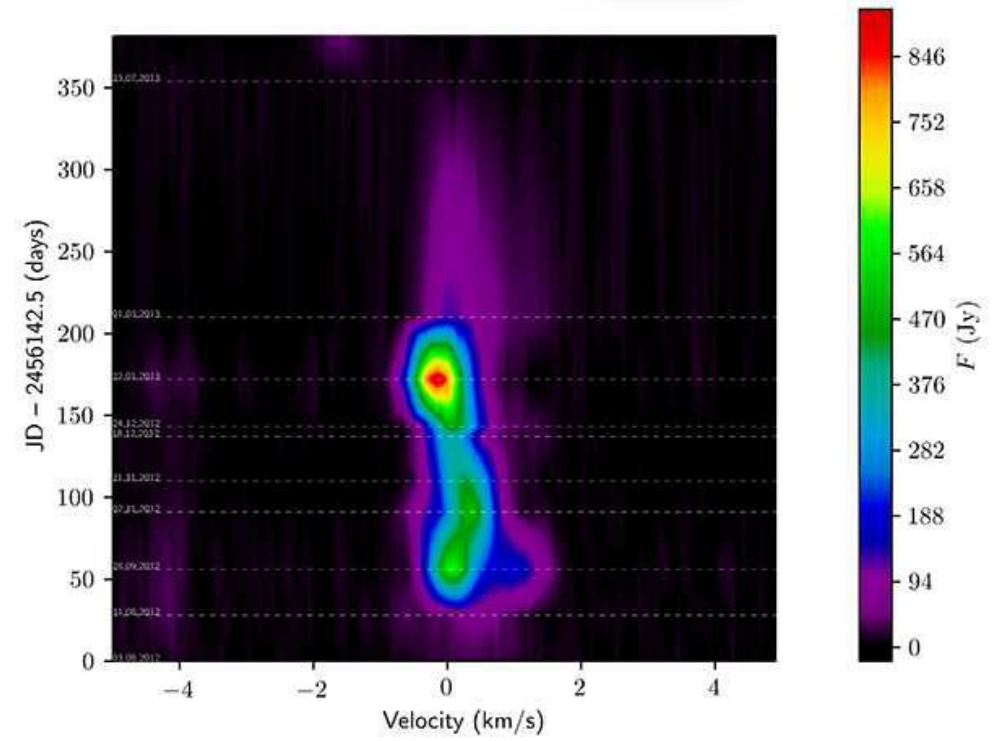
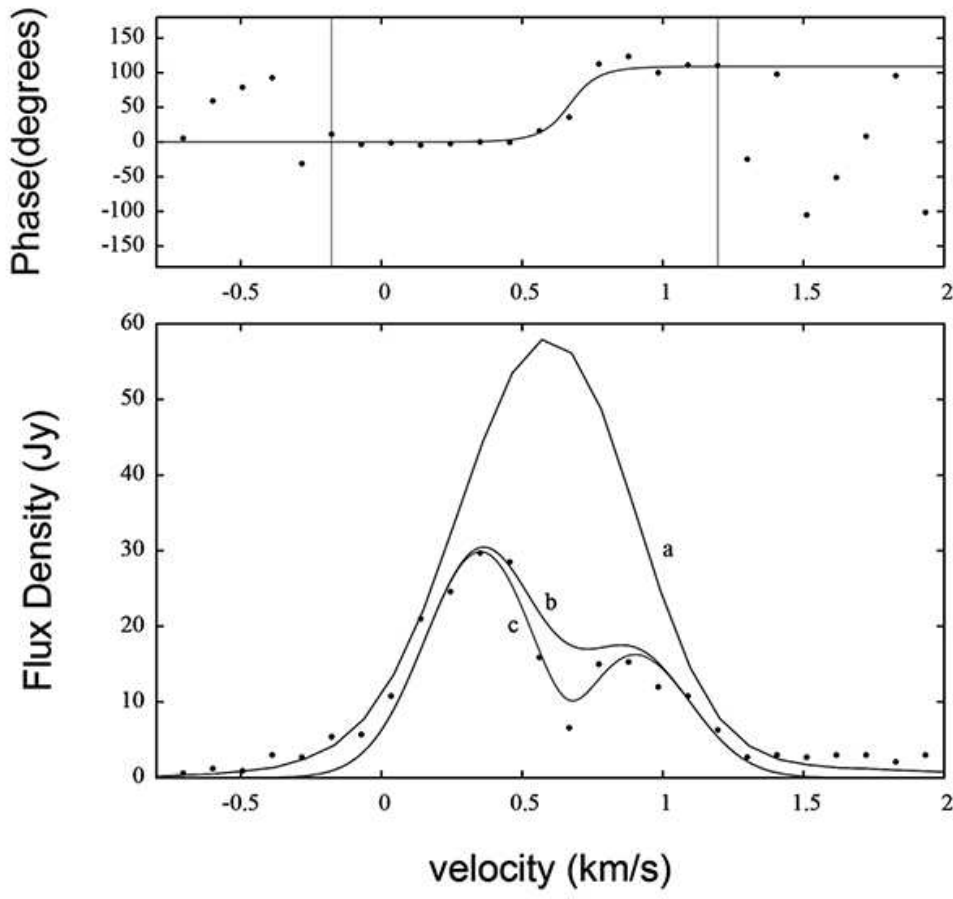
Cepheus A

RA detections
18.11.2012

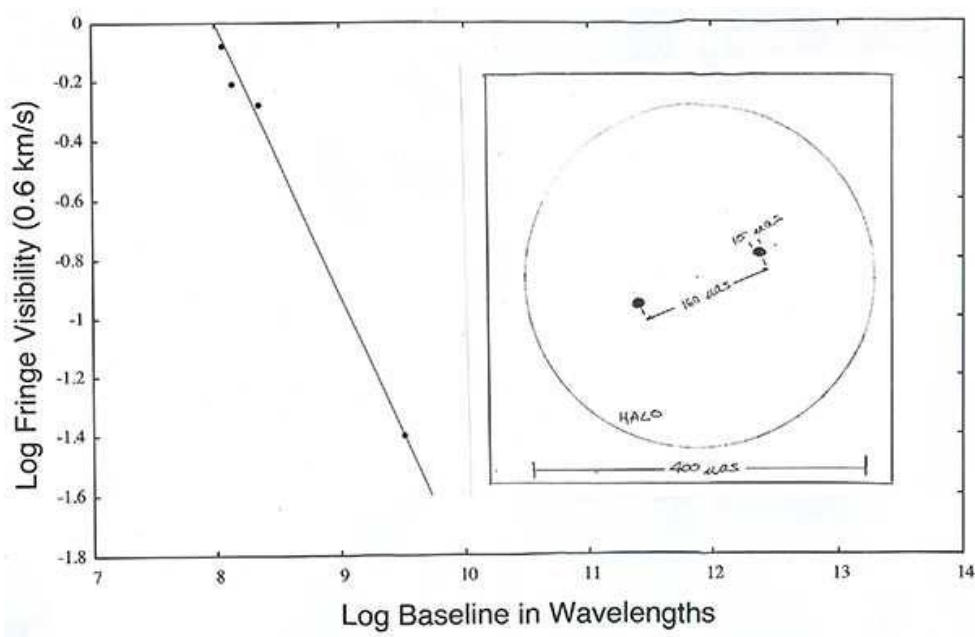
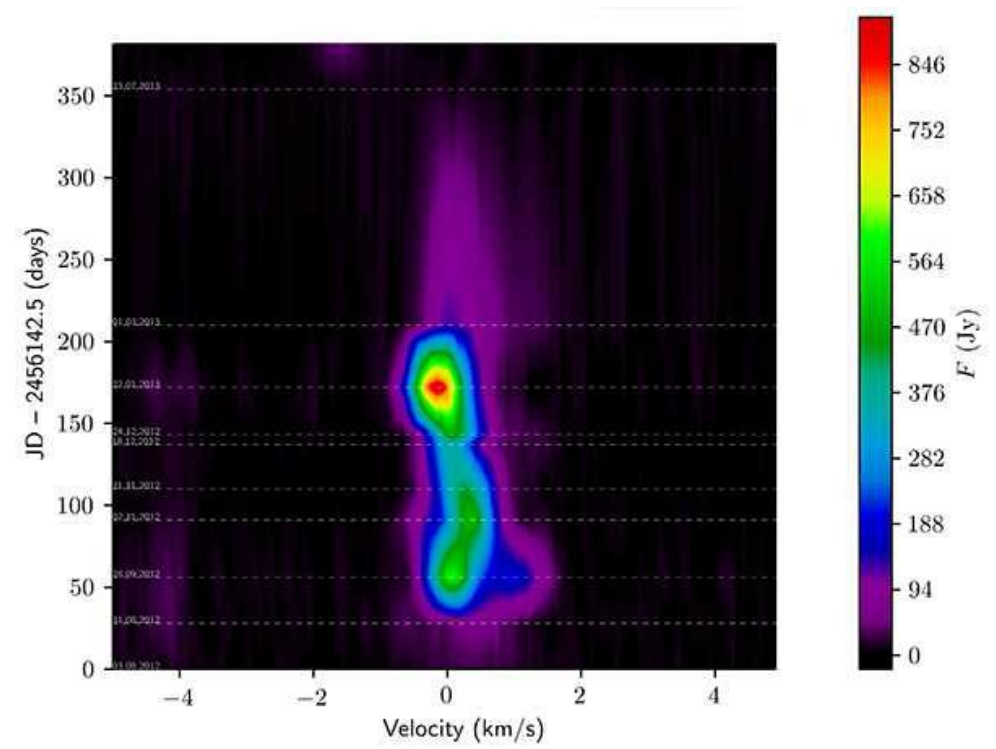
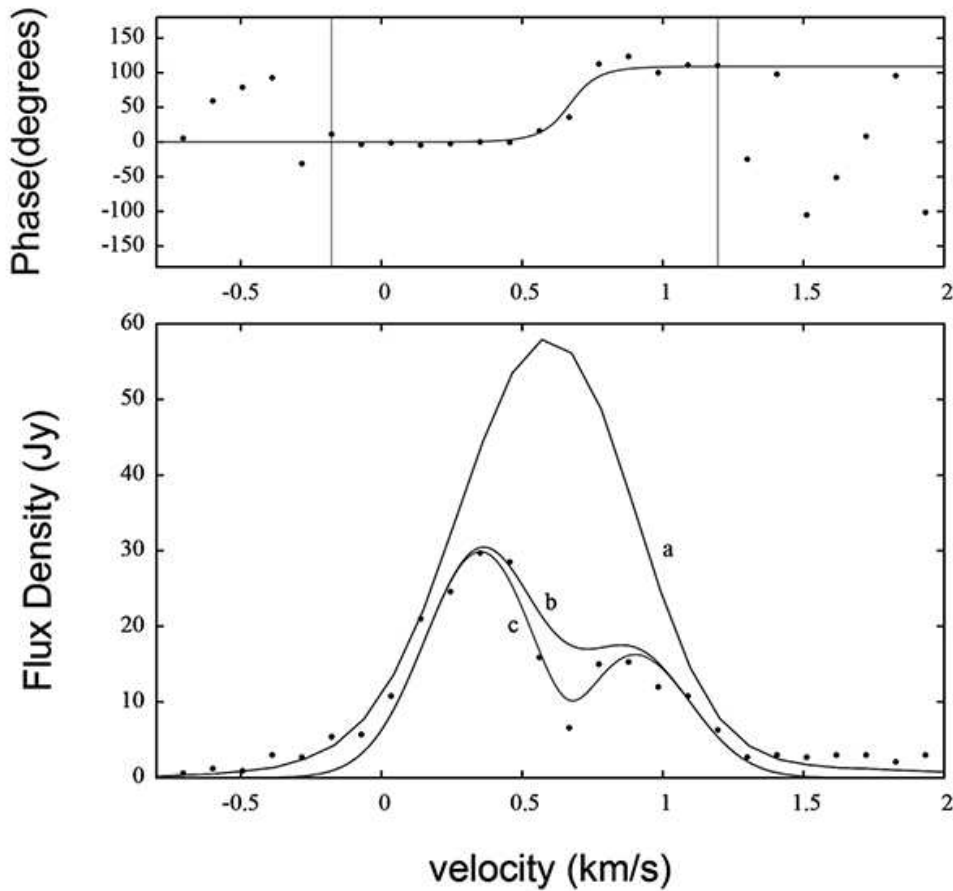






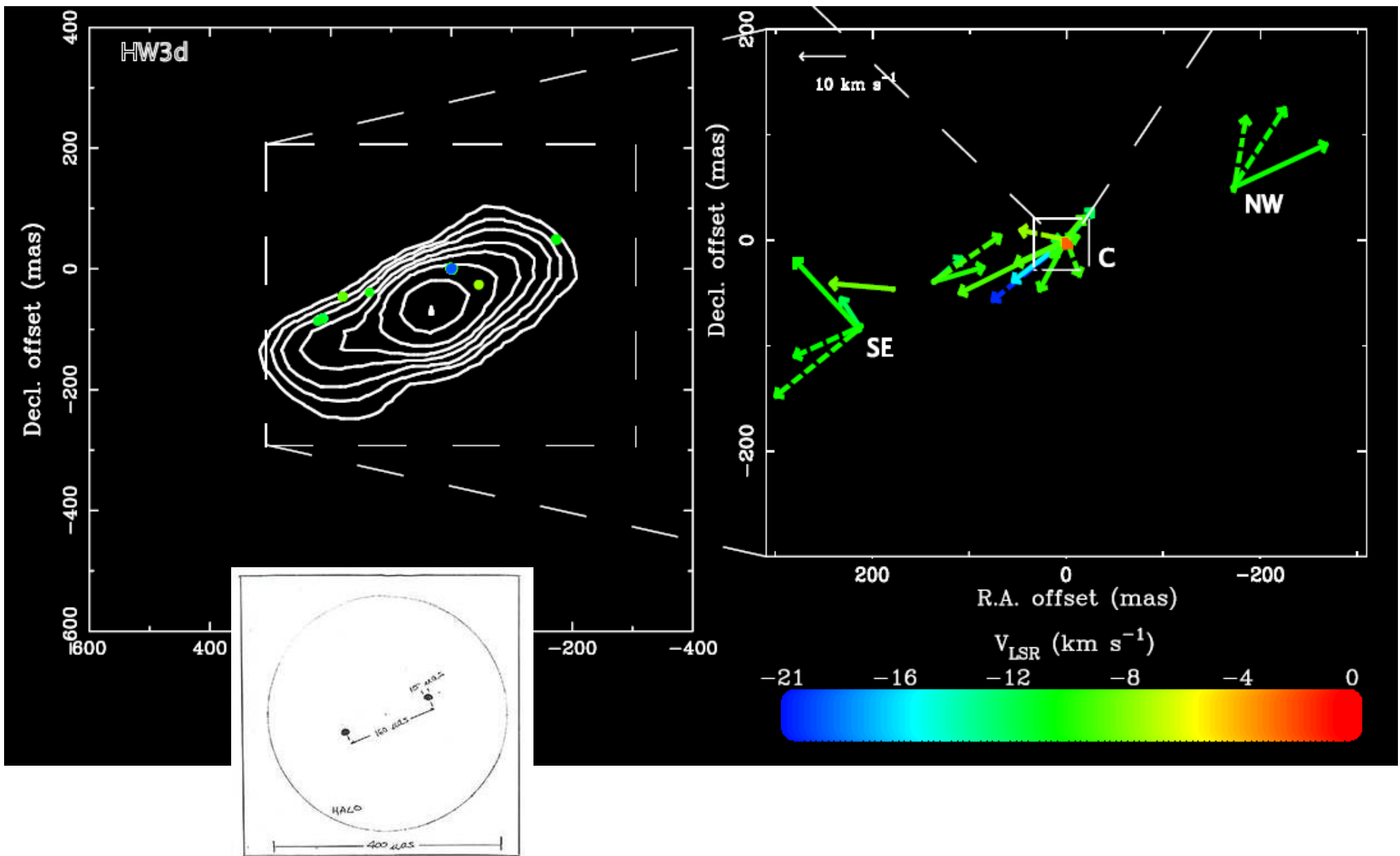


- 1) doublet structure at space-ground baselines
- 2) non-systemic radial velocity
- 3) strong variability with velocity drift



maser structures
of about Sun size !

87 per cent of flux
is in halo



Chibueze et al. (2012) V_{RA}

Keplerian rotation around central object

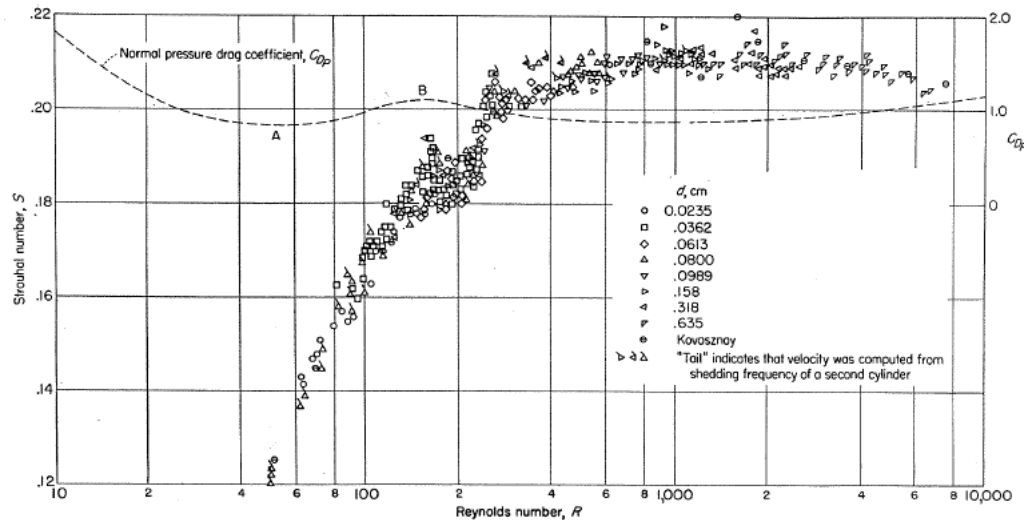
$$M = rv^2/G = 6.6 \times 10^{24} \text{ kg}$$
$$= 1.1 \text{ Earth masses}$$

Fails to explain

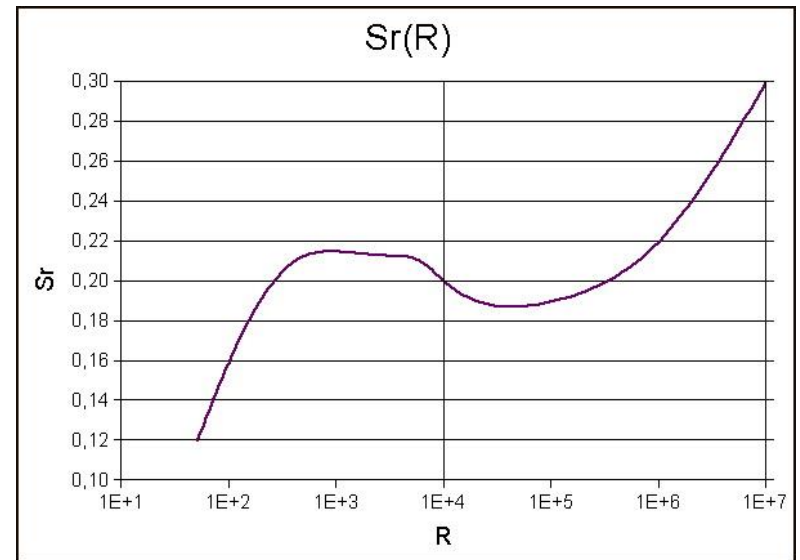
- Difference from systemic velocity
- Variability pattern of single-dish monitoring

Turbulence described by Strouhal number (criterion)

$$St = R / (\tau v) = 56.8 R_{AU} / (\tau_m v_{kms})$$




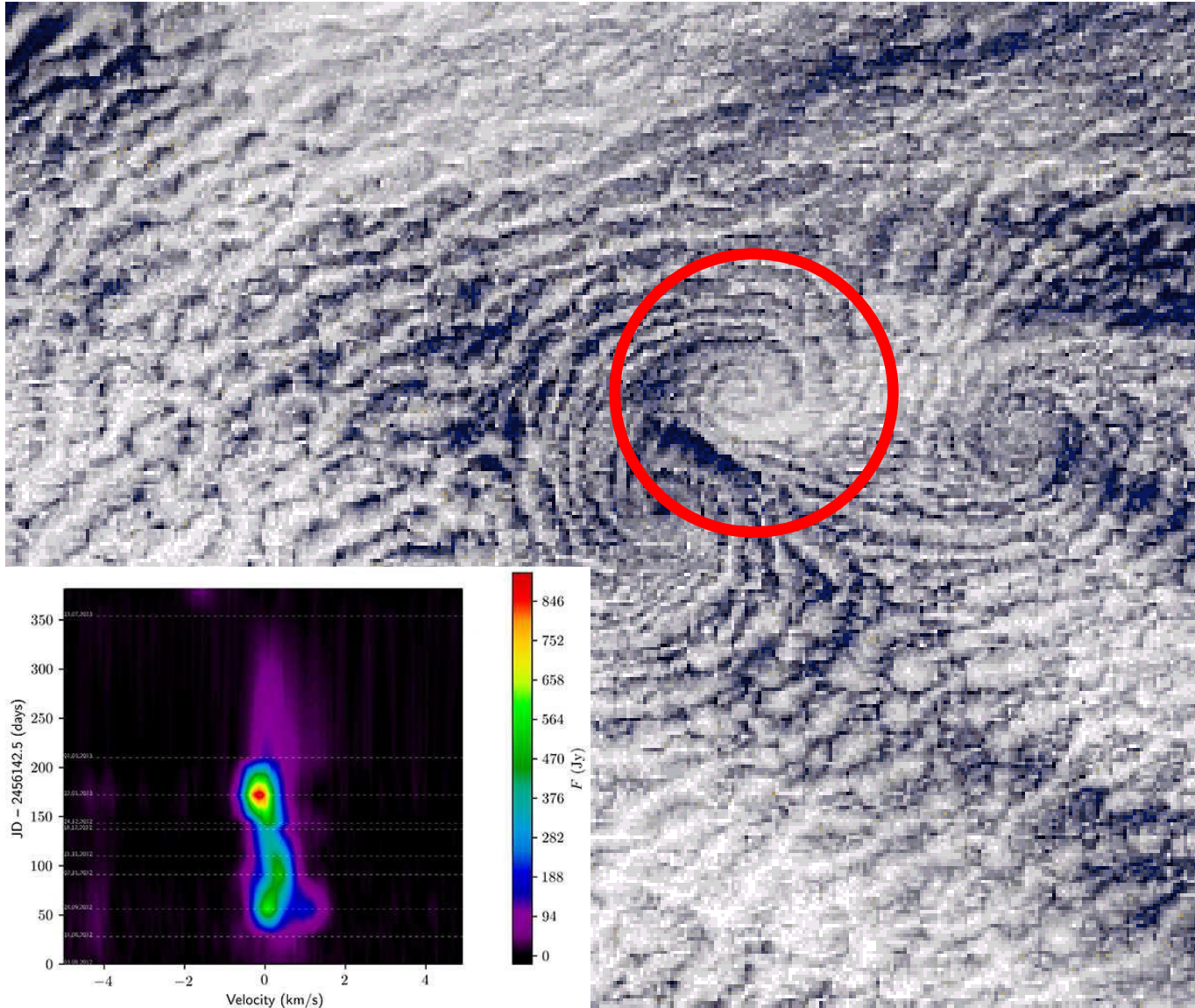
Roshko (1954)



wikipedia

Turbulent vortex

Fluid vortices 1995
edited by Sheldon I. Green



$R=0.112$ a.u.



$\tau= 2*4$ months

$V=0.54/2$ km/s

$St = 2.95$

Turbulent vortex

Fluid vortices 1995
edited by Sheldon I. Green

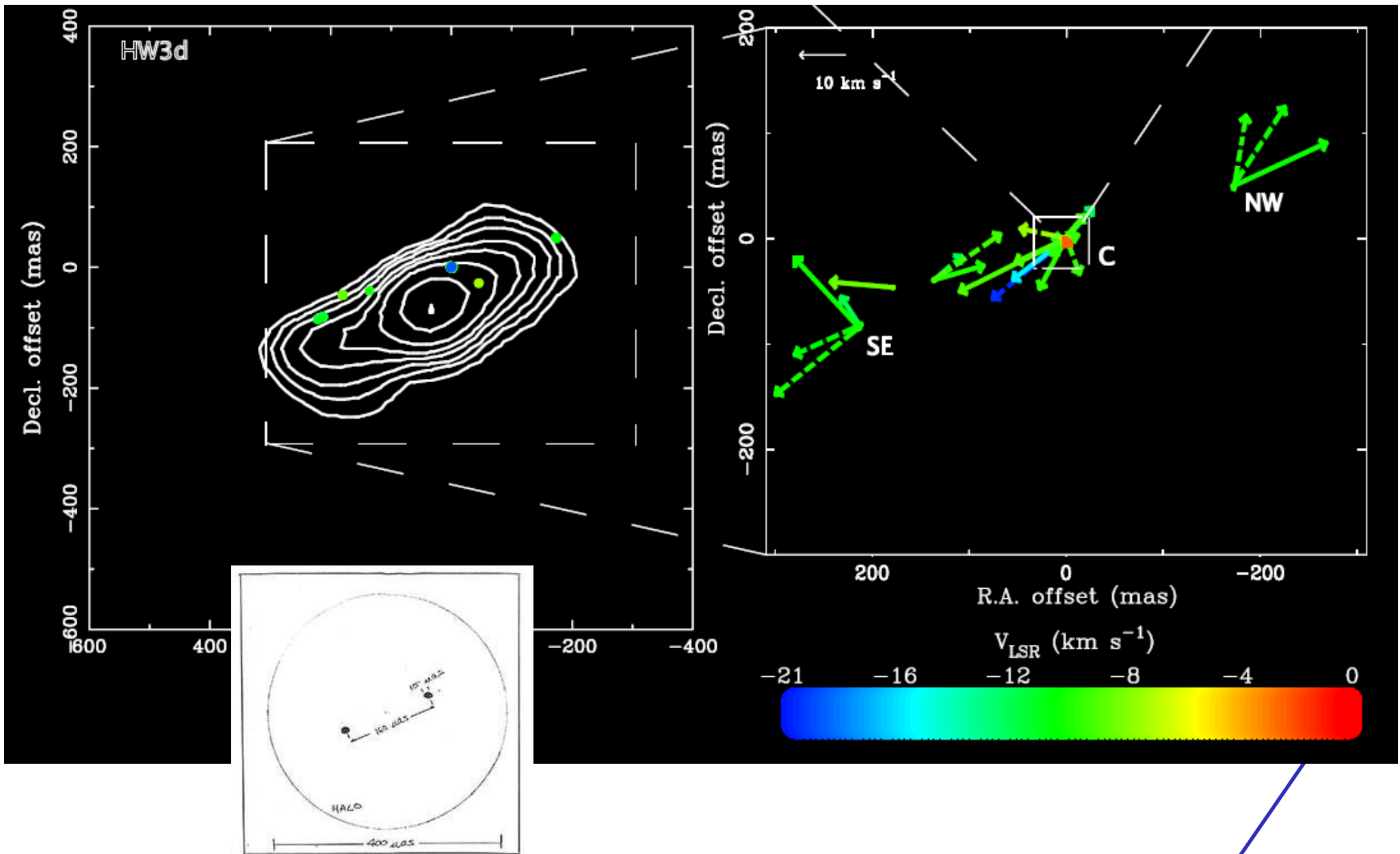


$$R=0.112 \text{ a.u.}$$

$$\tau= 2*4 \text{ months}$$

$$V=0.54/2 \text{ km/s}$$

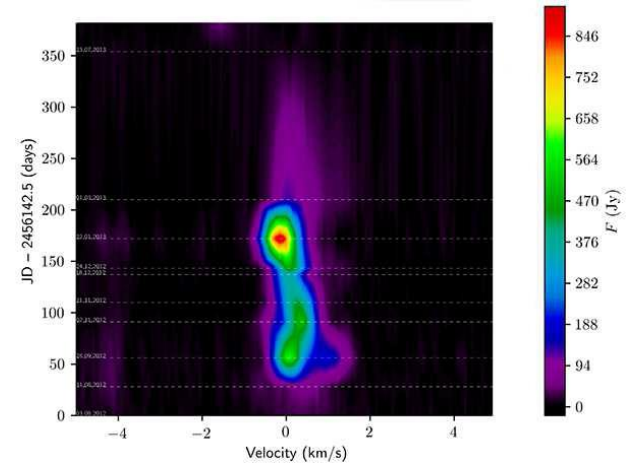


$$St = 2.95$$



Chibueze et al. (2012)

V_{RA}

Von Karman vortex street



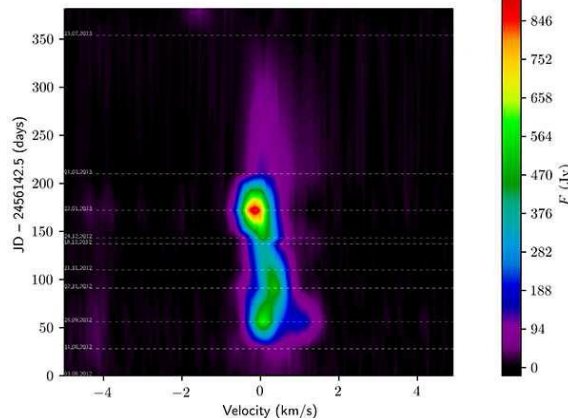
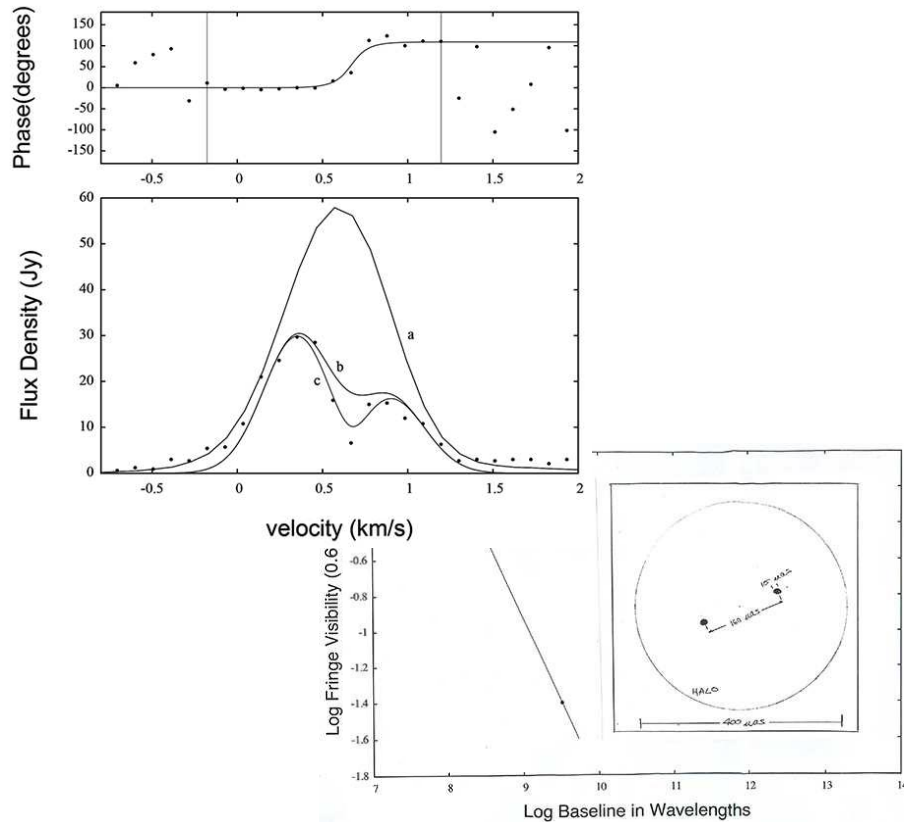
$R=0.112$ a.u.

$\tau=4/2$ month

$V=10$ km/s

$St = 0.3$

Summary (Cep A)



3 features are detected, in total

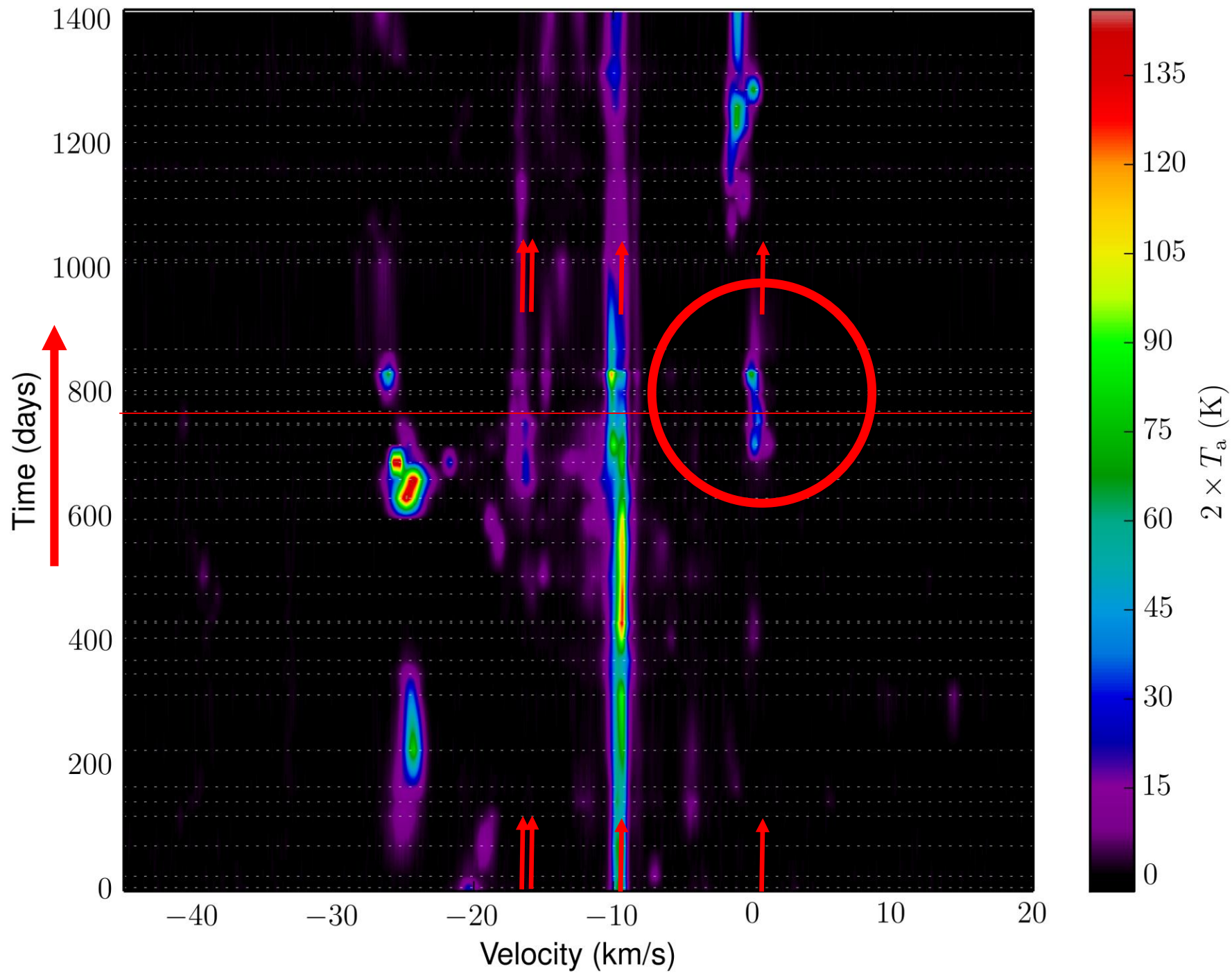
This feature at 0.6 km/s is single-peaked in the single dish observations and ground-ground baselines. On the space-ground baseline the feature shows 2 pronounced peaks.

The data can be fitted by a model of a spot consisting of 2 hotspots of approximately Sun size with surrounding halo.

Remarkably high velocity gradient: More than order of magnitude higher than previously detected.

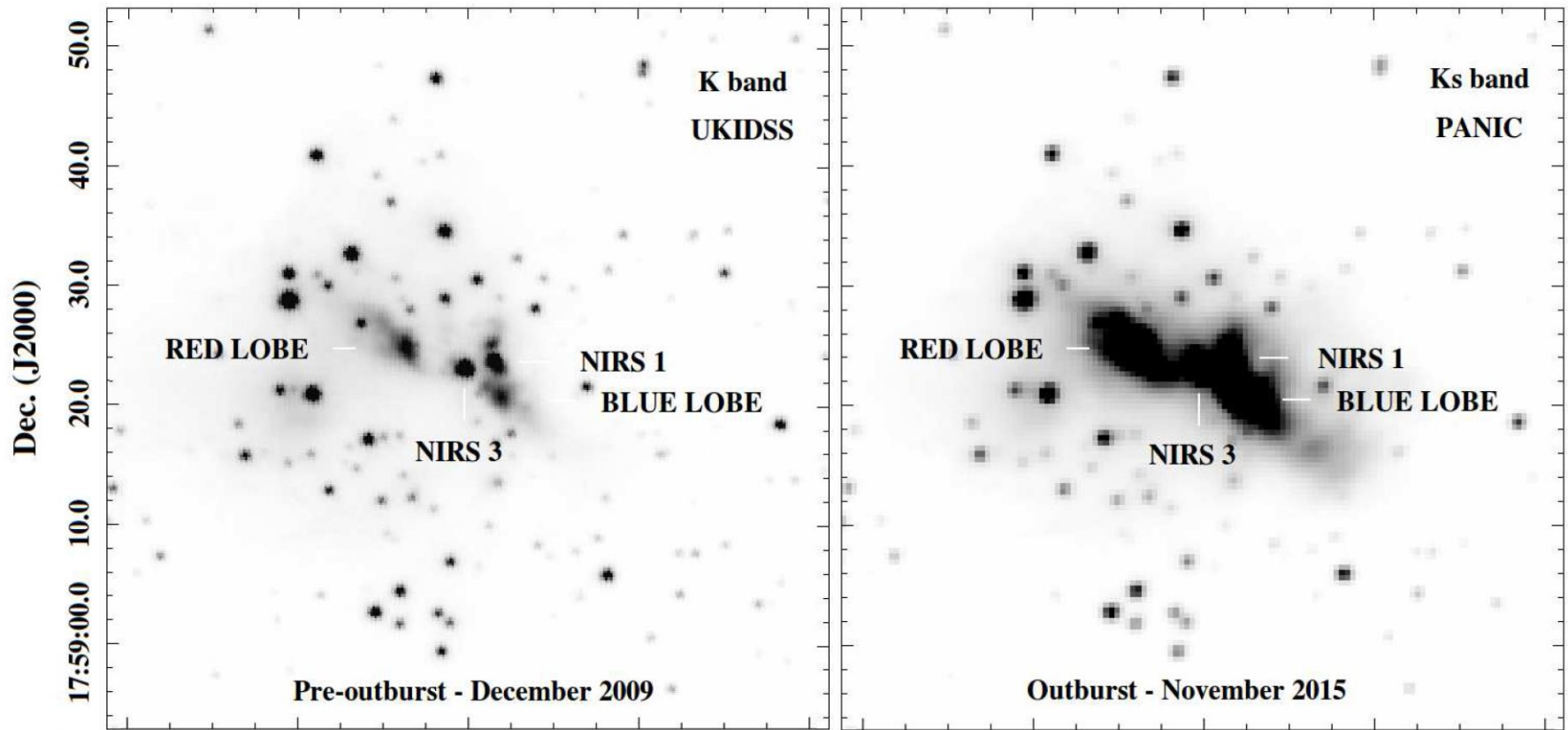
The results can be explained in the model of turbulent vortices shed by the outflow from the obstacle on the disc surface

PRAO LPI RT-22 monitoring



Disk-mediated accretion burst in a high-mass young stellar object

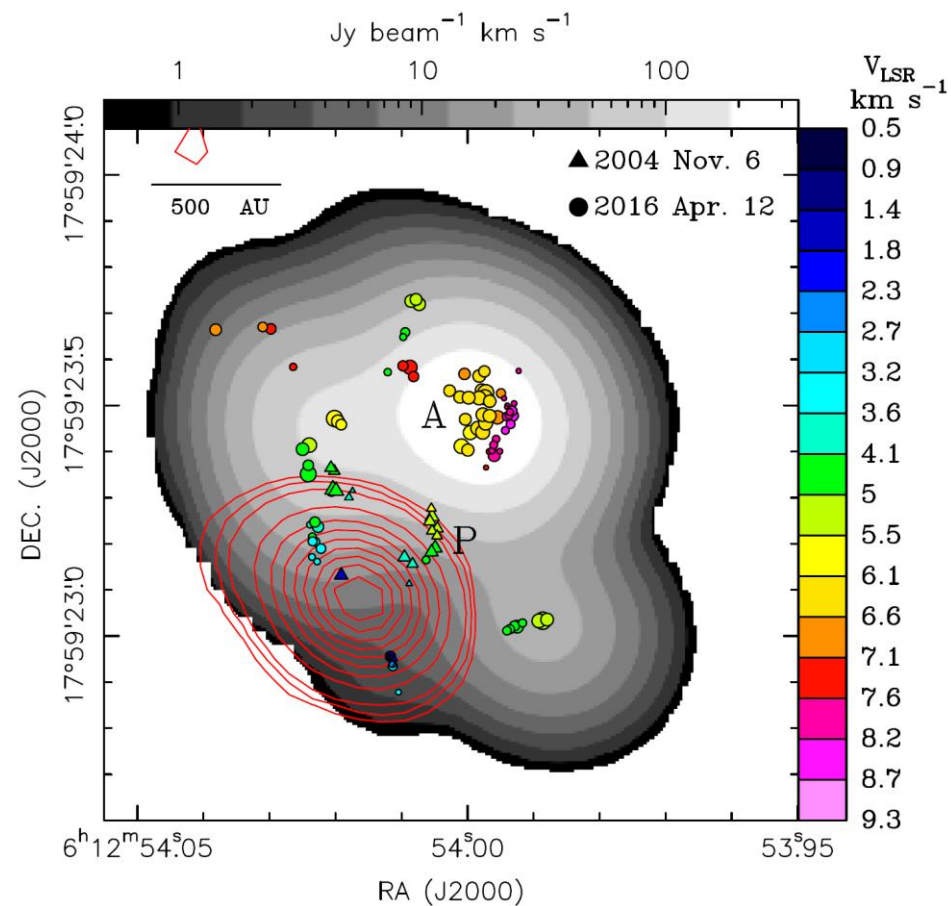
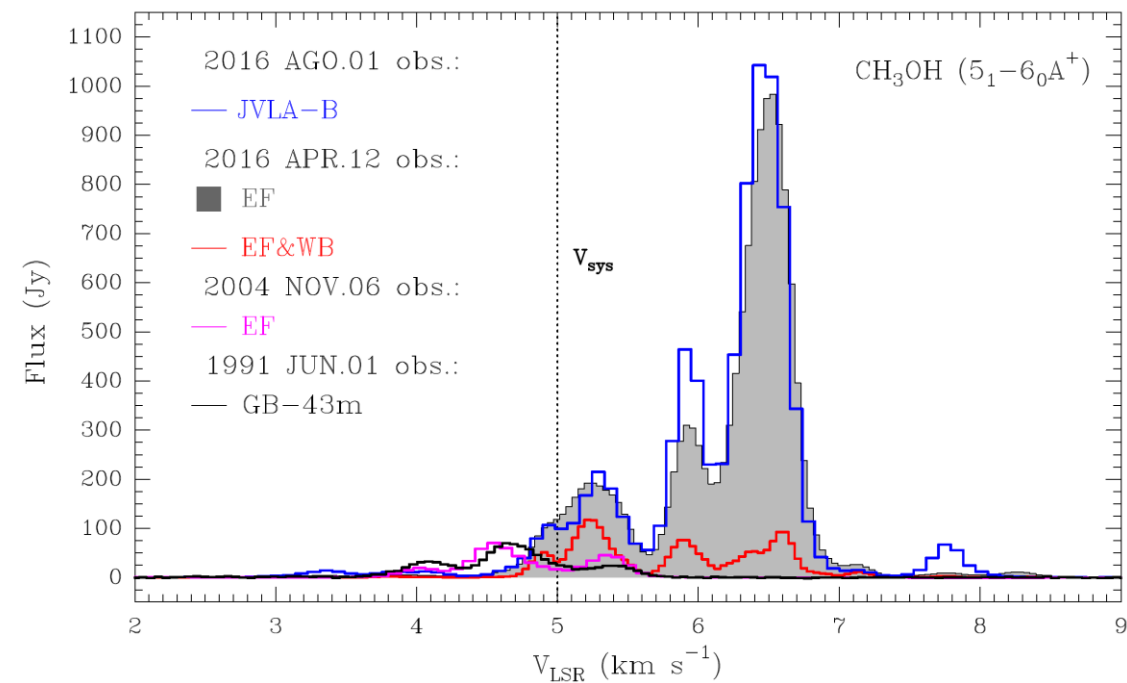
A. Caratti o Garatti¹, B. Stecklum², R. Garcia Lopez¹, J. Eislöffel², T.P. Ray¹, A. Sanna³, R. Cesaroni⁴, C.M. Walmsley^{1,4}, R.D. Oudmaijer⁵, W.J. de Wit⁶, L. Moscadelli⁴, J. Greiner⁷, A. Krabbe⁸, C. Fischer⁸, R. Klein⁹, J.M. Ibañez¹⁰



A&A 600, L8 (2017)

Extended CH₃OH maser flare excited by a bursting massive YSO

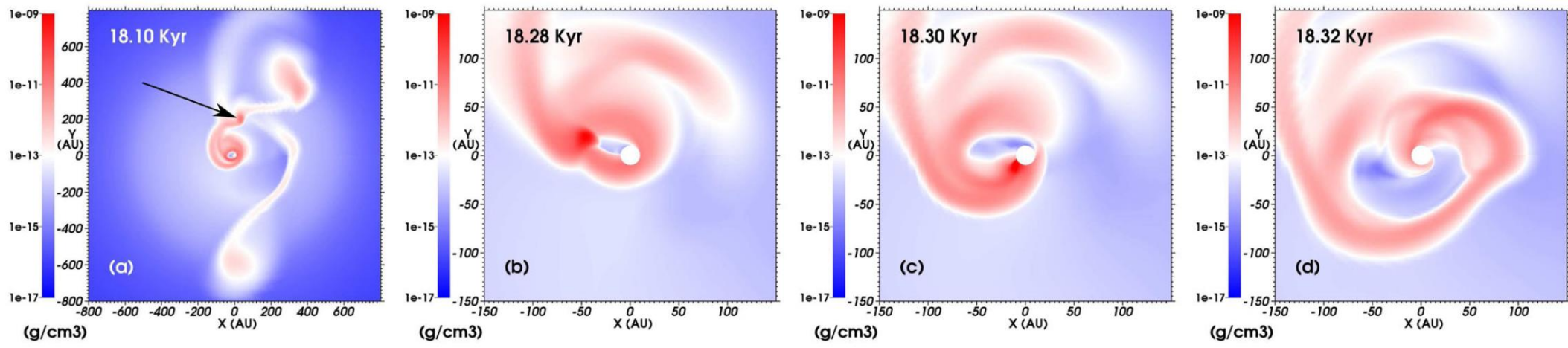
L. Moscadelli¹, A. Sanna², C. Goddi³, M. C. Walmsley^{1,4}, R. Cesaroni¹, A. Caratti o Garatti⁴, B. Stecklum⁵,
K. M. Menten², and A. Kraus²



D. M.-A. Meyer,¹★ E. I. Vorobyov,^{2,3} R. Kuiper¹ and W. Kley¹

On the existence of accretion-driven bursts in massive star formation

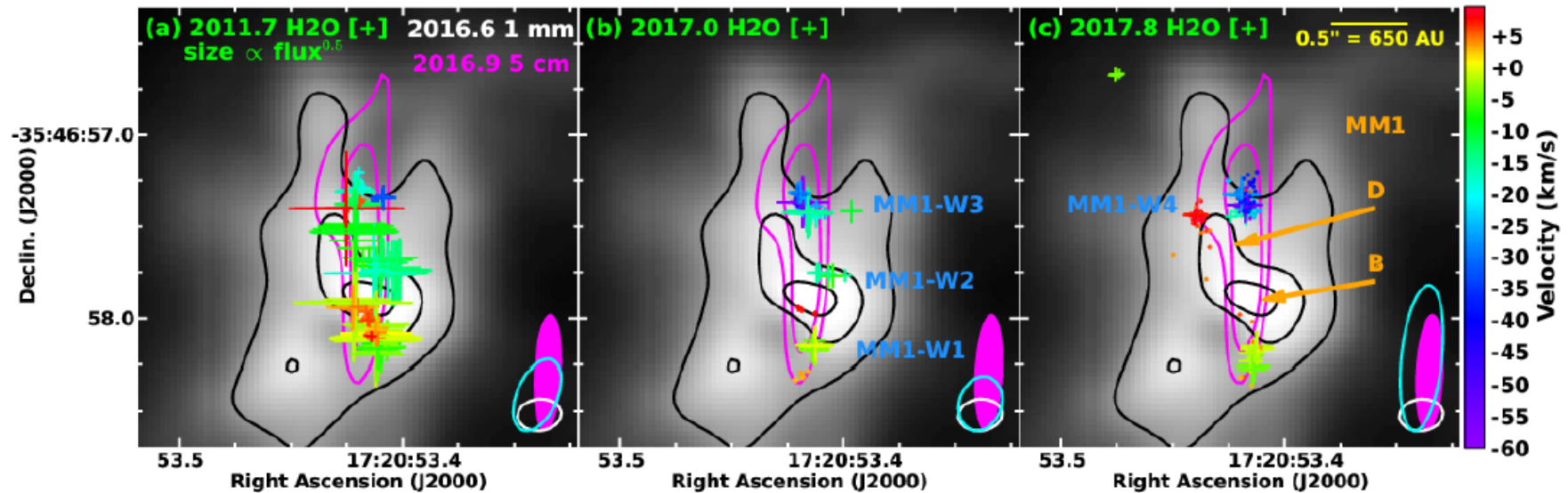
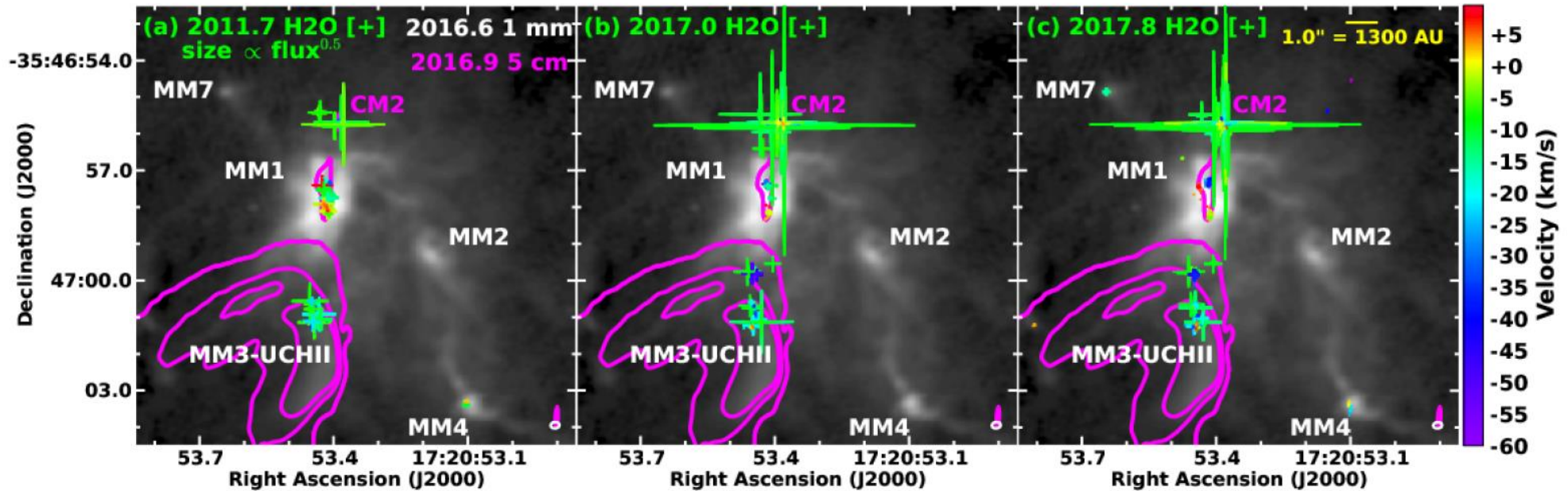
MNRAS **464**, L90–L94 (2017)




The extraordinary outburst in the massive protostellar system NGC 6334I-MM1:
Flaring of the water masers in a north-south bipolar outflow driven by MM1B

C. L. BROGAN,¹ T. R. HUNTER,¹ C. J. CYGANOWSKI,² J. O. CHIBUEZE,^{3,4,5} R. K. FRIESEN,¹ T. HIROTA,⁶
G. C. MACLEOD,^{7,8} B. A. MCGUIRE,^{1,*} AND A. M. SOBOLEV⁹

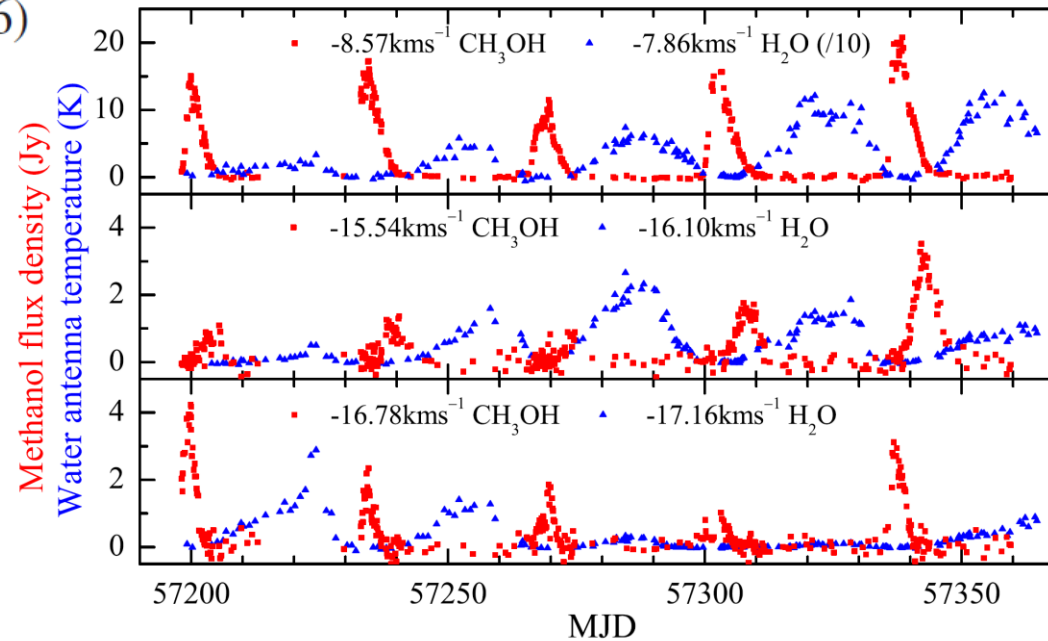
ApJ 2018, accepted







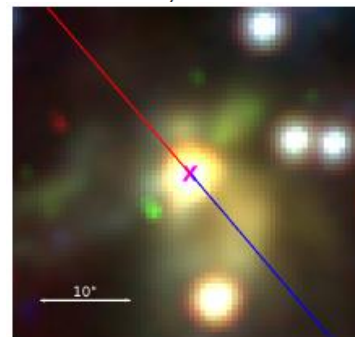
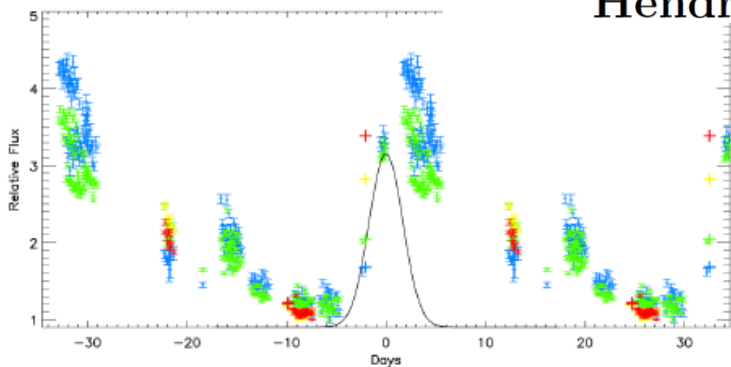
Discovery of periodic and alternating flares of the methanol and water masers in G107.298+5.639

M. Szymczak, [★] M. Olech, P. Wolak, A. Bartkiewicz and M. Gawroński
MNRAS **459**, L56–L60 (2016)



Infrared variability, maser activity, and accretion of massive young stellar objects

Bringfried Stecklum¹, Alessio Caratti o Garatti², Klaus Hodapp³,
Hendrik Linz⁴, Luca Moscadelli⁵, and Alberto Sanna⁶



¡Muchas gracias!

**Thank you
very much!**

Благодарю!

Supported by RScF grant 18-12-00193